

T.C.  
MİLLÎ EĞİTİM BAKANLIĞI

HAYAT BOYU ÖĞRENME GENEL MÜDÜRLÜĞÜ  
AÇIK ÖĞRETİM DAİRE BAŞKANLIĞI

# İNGİLİZCE

## 6. SINIF

DERS KİTABI

YAZAR  
Özlem ONAY



ANKARA - 2023

**MEB HAYAT BOYU ÖĞRENME GENEL MÜDÜRLÜĞÜ YAYINLARI**  
**AÇIK ÖĞRETİM OKULLARI**

**Grafik Tasarım**  
**YÜMER**

Copyright © MEB  
Her hakkı saklıdır. Millî Eğitim Bakanlığına aittir. Tümü ya da bölümleri izin alınmadan hiçbir şekilde çoğaltılamaz, basılamaz ve dağıtılamaz.





## İSTİKLÂL MARŞI

Korkma, sönmez bu şafaklarda yüzen al sancak;  
Sönmeden yurdumun üstünde tüten en son ocak.  
O benim milletimin yıldızıdır, parlayacak;  
O benimdir, o benim milletimindir ancak.

Çatma, kurban olayım, çehreni ey nazlı hilâl!  
Kahraman ırkıma bir gül! Ne bu şiddet, bu celâl?  
Sana olmaz dökülen kanlarımız sonra helâl.  
Hakkıdır Hakk'a tapan milletimin istiklâl.

Ben ezelden beridir hür yaşadım, hür yaşarım.  
Hangi çılgın bana zincir vuracakmış? Şaşarım!  
Kükremiş sel gibiyim, bendimi çiğner, aşarım.  
Yırtarım dağları, enginlere sığmam, taşarım.

Garbın âfâkını sarmışsa çelik zırhlı duvar,  
Benim iman dolu göğsüm gibi serhaddim var.  
Ulusun, korkma! Nasıl böyle bir imanı boğar,  
Medeniyet dediğin tek dişi kalmış canavar?

Arkadaş, yurduma alçakları uğratma sakın;  
Siper et gövdeni, dursun bu hayâsızca akın.  
Doğacaktır sana va'dettiği günler Hakk'ın;  
Kim bilir, belki yarın, belki yarından da yakın.

Bastığın yerleri toprak diyerek geçme, tanı:  
Düşün altındaki binlerce kefensiz yatanı.  
Sen şehit oğlusun, incitme, yazıktır, atanı:  
Verme, dünyaları alsan da bu cennet vatanı.

Kim bu cennet vatanın uğruna olmaz ki feda?  
Şüheda fışkıracak toprağı sıksan, şüheda!  
Cânı, cânânı, bütün varımı alsın da Huda,  
Etmesin tek vatanımdan beni dünyada cüda.

Ruhumun senden İlahî, şudur ancak emeli:  
Değmesin mabedimin göğsüne nâmahrem eli.  
Bu ezanlar -ki şehadetleri dinin temeli-  
Ebedî yurdumun üstünde benim inlemeli.

O zaman vecd ile bin secde eder -varsa- taşım,  
Her cerâhamdan İlahî, boşanıp kanlı yaşım,  
Fışkırır ruh-ı mücerret gibi yerden na'şım;  
O zaman yükselerek arşa değer belki başım.

Dalgalar sen de şafaklar gibi ey şanlı hilâl!  
Olsun artık dökülen kanlarımın hepsi helâl.  
Ebediyyen sana yok, ırkıma yok izmihlâl;  
Hakkıdır hür yaşamış bayrağımın hürriyet;  
Hakkıdır Hakk'a tapan milletimin istiklâl!

**Mehmet Âkif ERSOY**


## GENÇLİĞE HİTABE

Ey Türk gençliği! Birinci vazifen, Türk istiklâlini, Türk Cumhuriyetini, ilelebet muhafaza ve müdafaa etmektir.

Mevcudiyetinin ve istikbalinin yegâne temeli budur. Bu temel, senin en kıymetli hazinendir. İstikbalde dahi, seni bu hazineden mahrumetmek isteyecek dâhilî ve hâricî bedhahların olacaktır. Bir gün, istiklâl ve cumhuriyeti müdafaa mecburiyetine düşersen, vazifeye atılmak için, içinde bulunacağın vaziyetin imkân ve şeraitini düşünmeyeceksin! Bu imkân ve şerait, çok namüsait bir mahiyette tezahür edebilir. İstiklâl ve cumhuriyetine kastedecek düşmanlar, bütün dünyada emsali görülmemiş bir galibiyetin mümessili olabilirler. Cebren ve hile ile aziz vatanın bütün kaleleri zapt edilmiş, bütün tersanelerine girilmiş, bütün orduları dağıtılmış ve memleketin her köşesi bilfiil işgal edilmiş olabilir. Bütün bu şeraitten daha elîm ve daha vahim olmak üzere, memleketin dâhilinde iktidara sahip olanlar gaflet ve dalâlet ve hattâ hıyanet içinde bulunabilirler. Hattâ bu iktidar sahipleri şahsî menfaatlerini, müstevlîlerin siyasî emelleriyle tevhit edebilirler. Millet, fakr u zaruret içinde harap ve bîtap düşmüş olabilir.

Ey Türk istikbalinin evlâdı! İşte, bu ahval ve şerait içinde dahi vazifen, Türk istiklâl ve cumhuriyetini kurtarmaktır. Muhtaç olduğun kudret, damarlarındaki asil kanda mevcuttur.

Mustafa Kemal Atatürk



**MUSTAFA KEMAL ATATÜRK**



# TABLE OF CONTENTS

## (İÇİNDEKİLER)

UNIT 1 LIFE .....	7
LET'S REVISE .....	17
UNIT 2 YUMMY BREAKFAST .....	19
LET'S REVISE .....	29
UNIT 3 DOWNTOWN .....	31
LET'S REVISE .....	41
UNIT 4 WEATHER.....	43
LET'S REVISE .....	53
UNIT 5 AT THE FAIR .....	55
LET'S REVISE .....	65
UNIT 6 OCCUPATIONS .....	67
LET'S REVISE .....	77
UNIT 7 HOLIDAYS .....	79
LET'S REVISE .....	89
UNIT 8 BOOKWORMS.....	91
LET'S REVISE .....	101
UNIT 9 SAVING THE PLANET .....	103
LET'S REVISE .....	113
UNIT 10 DEMOCRACY .....	115
LET'S REVISE .....	125
ANSWER KEY .....	127
TAPESCRIPTS .....	137
BIBLIOGRAPHY .....	143

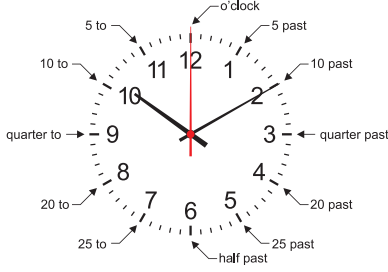


# **UNIT 1**

## **LIFE**

1. Look at the picture carefully and find the correct time.

(Resmi dikkatlice inceleyiniz ve doğru saati bulunuz.)



a. It's ten o'clock.

b. It's ten to ten.

c. It's ten past ten.

2. Match the pictures with the sentences.

(Resimleri cümlelerle eşleştiriniz.)

1. It's half past three (It's three thirty.) .
2. It's twenty to seven (It's six forty.).
3. It's five o'clock.
4. It's twenty to twelve (It's eleven forty.).
5. It's quarter to two (It's one forty-five.).

a.



b.



c.



d.




e.



3. Use the clues to find the correct clock. (Doğru saati ipuçlarını kullanarak bulunuz.)

I am between 3 o'clock and 7 o'clock. I am not an o'clock time. I am later than 4 o'clock.  
What time am I?



4. What is the time? Read the sentences and draw the times.

(Saat kaç? Cümleleri okuyunuz ve saatleri çiziniz.)

1. It's quarter past five.



4. It's twenty past three.



2. It's ten to nine.



5. It's five past nine.



3. It's twenty-five to five.



6. It's half past seven.



**TIPS:**

When we speak dates, we say the definite article **the** before the day and the preposition **of** between the day and month:

“the 26th of October” or “October the 26th”

“My birthday is on **the 7th of January.**” or “My birthday is on **January the 7th.**”

5. Read the sentences and find the correct picture.

(Cümleleri okuyunuz ve doğru resmi bulunuz.)

Meghan is very excited. She will be 13 this month. She has a birthday party. Her birthday party is on 1st March at half past seven.

1.



2.



6. Look at the poster carefully. Then, complete the dialogue with the sentences in the box.

(Postere dikkatlice bakınız. Daha sonra, kutudaki cevaplarla diyalogu tamamlayınız.)

a. It's 21st July.

b. It's at six o'clock.

c. It's on Saturday.



Sue: When is the party?

Tim: 1. ....

Sue: What is the date?

Tim: 2. ....

Sue: What time is it?

Tim: 3. ....

7. Prepare a dialogue as in activity 6 using the picture below.

(Aşağıdaki resmi kullanarak 6. çalışmadaki gibi bir diyalog hazırlayınız.)



.....

.....

.....

.....





## 8. Listen and draw the time.

(Dinleyiniz ve saatleri çiziniz.)

### TIPS:


**a.m.** 24.00 - 12.00

**p.m.** 12.00 - 24.00

**a.m.** The times from midnight to noon

**p.m.** The times from noon to midnight

1.



I go to school at 9 am every morning.

2.



I have lunch at half past twelve at school.

3.



I play football at five thirty pm.

4.




I do my homework at six thirty every evening.

5.




I take a bath at seven pm.

6.



I watch TV at eight o'clock.

7.



I sleep at nine o'clock.

9. Look at the pictures and choose the correct sentence.

(Resimlere bakınız ve doğru cümleyi işaretleyiniz.)

1.



- a. I get up at 7 o'clock in the morning.
- b. I play football on Wednesdays.

2.



- a. I clean my room.
- b. I wash my face.

3.



- a. I comb my hair every morning.
- b. I rest after school.

4.



- a. I have breakfast at 8.00.
- b. I watch TV at 8.00.

5.



- a. I go to school on foot.
- b. I go to school by bus.

6.



- a. I do my homework.
- b. I go to my step dance class.

7.



- a. I finish all my homework.
- b. I ride my bicycle after school.

8.



- a. I help my mother after school.
- b. I meet my friends on Wednesdays.

10. Look at the pictures in activity 9. Then, match the questions and the answers.

(9. alışmadaki resimlere bakınız. Daha sonra sorularla cevapları eşleştiriniz.)

- |                                       |  |
|---------------------------------------|--|
| 1. What does she do on Wednesdays?    | a. She goes to school on foot.           |
| 2. How does she go to school?         | b. He rides his bicycle after school.    |
| 3. What time does she have breakfast? | c. She meets her friends on Wednesdays.  |
| 4. What does he do after school?      | d. She has breakfast at half past seven. |

11. Complete the paragraph using the words in the box.

(Paragrafı kutudaki kelimeleri kullanarak tamamlayınız.)

finishes visits seven at runs school start

Wendy is 12 years old. She is a student in the sixth grade. She wakes up at 1. ....  
o'clock . She has breakfast 2. .... half past seven. She goes to 3. .... at eight  
o'clock. Her lessons 4. .... at quarter past eight.

After school, she 5. .... all her homework at four o'clock. Then, at five o'clock,  
she 6. .... her grandparents and she 7. .... errands for them. She goes  
to bed at half past nine.



12. Read the paragraph above again and fill in the table as in the example.

(Yukarıdaki paragrafı tekrar okuyunuz ve tabloyu örnekteki gibi doldurunuz.)

Time	Activity
7 am	wake up

13. Look at the pictures carefully and make sentences as in the example.

(Resimleri dikkatlice inceleyiniz ve örnekteki gibi cümle yapınız.)



1. ....I get up at 8 o'clock. ....
2. ....
3. ....
4. ....
5. ....
6. ....
7. ....
8. ....
9. ....
10. ....

**14. Look at Moon's agenda and talk about her as in the example.**  
(Moon'un ajandasına bakınız ve örnekteki gibi Moon hakkında konuşunuz.)

Time	Monday	Tuesday	Wednesday	Thursday	Friday	Saturday	Sunday
09:00				take care of her aunt's dog			
12:30						have swimming lesson	
14:00		play volleyball				take a nap	meet friends
15:00			have violin course			visit uncle	
17:30	visit grandparents						
19:00				have folk dance lesson			

e.g. She visits her grandparents at half past five on Mondays.

**15. Complete the table for yourself. Then, talk about your daily routines.**  
(Şimdi tabloyu kendiniz için doldurunuz. Daha sonra, her gün yaptıklarınız hakkında konuşunuz.)

Time	Activity
.....	.....
.....	.....
.....	.....
.....	.....
.....	.....

**16. Answer the questions.**

(Soruları cevaplayınız.)

1. What time do you get up?
2. What do you do after you get up?
3. Do you go to step dance class after school?
4. Do you help your mother?
5. What time do you sleep?
6. What's the date today?

**Assignment: Ask questions and learn about your friends' favorite after-school activities. Then, prepare a poster.**

(Sorular sorunuz ve arkadaşlarınızın en sevdiği okul sonrası aktiviteleri öğreniniz. Daha sonra bir poster hazırlayınız.)

What do you do at three o'clock after school?

I write my diary.



Names	03:00 pm	05:00 pm	06:00 pm	07:00 pm
.....				
.....				
.....				

**Assignment: Think about the new words in the unit. Find and paste the pictures from a magazine or draw the pictures of the words. Then, write the meanings under the pictures.**

(Ünitedeki yeni kelimeleri düşününüz. Bir dergiden kelimeleri anlatan resimleri bulup yapıştırınız ya da kelimelerin resimlerini çiziniz. Daha sonra anlamlarını resimlerin altına yazınız.)

Check yourself!	:)	?	:(
I can understand words, phrases, expressions about daily routines.			
I can talk about my routines.			
I can tell the time and the dates.			
I can understand texts about routines.			

## LET'S REVISE! TEKRAR EDELİM!

### A. Match the times.

(Saatleri eşleştiriniz.)

- |                             |          |
|-----------------------------|----------|
| 1. It's ten thirty.         | a. 04:55 |
| 2. It's five to five.       | b. 10:30 |
| 3. It's ten past two.       | c. 08:05 |
| 4. It's eleven twenty-five. | d. 02:10 |
| 5. It's five past eight.    | e. 11:25 |

### B. Read the sentence and find the correct time.

"It's ten to five."

a.



b.



c.



d.



### C. Complete the dialogue with the suitable question.

**Mandy :** .....

**Harry :** It's 2nd April.

- |                     |                            |
|---------------------|----------------------------|
| a. What's the date? | b. What's the day?         |
| c. What's the time? | d. What's the movie about? |

D. Look at Sam's daily routines and answer the questions.

(Sam'in günlük rutinlerini inceleyiniz ve soruları cevaplayınız.)

Routines	Time
1. get up	7:00 a.m.
2. go to school	8:00 a .m.
3. have lunch	12:30 p.m.
4. play basketball	4:00 p.m.
5. attend drama club	5:00 p.m.
6. run errands	6:00 p.m.
7. do homework	07:00 p.m.
8. sleep	9:00 p.m .

1. What time does Sam get up?

- a. He gets up at half past eight.      b. He gets up late in the morning.  
c. He gets up at seven p.m.      d. He gets up at 7 am.

2. What does Sam do at half past twelve?

- a. He has breakfast.      b. He has lunch.  
c. He goes to school.      d. He sleeps.

3. Does Sam sleep at 9 am?

- a. Yes, he does.      b. No, he doesn't.      c. He sleeps at 9 a.m.      d. He sleeps at 9 p.m.

E. Look at the pictures and make sentences for each.

(Resimlere bakınız ve her biri için bir cümle yazınız.)



.....  
.....  
.....



.....  
.....  
.....



.....  
.....  
.....



.....  
.....  
.....





# **UNIT 2**

## **YUMMY BREAKFAST**

1. Write the names of the food using the words in the box.

(Kutudaki kelimeleri kullanarak yiyeceklerin adlarını yazınız.)

bagels

butter

cereals

croissants

orange juice

jam

junk food

muffins

eggs

pancakes

honey

milk

olive

cheese

tea



1 .....



2 .....



3 .....



4 .....



5 .....



6 .....



7 .....



8 .....



9 .....



10 .....



11 .....



12 .....



13 .....



14 .....



15 .....

## 2. Complete the text using the picture clues.

(Metni ipucu resimleri kullanarak tamamlayınız.)

Hi, I'm Tuna. I get up at seven every morning. My favorite meal is breakfast.

I usually have 1. ....



, 2. ....



3. ....



, 4. ....



and 5. ....



for breakfast. They are nutritious. I love 6. ....



but I don't like

7. ....



because I don't eat junk food.

## 3. Read the text above and write True (T) or False (F).

(Yukarıdaki metni okuyunuz ve doğru (T) ya da yanlış (F) yazınız.)

a. Tuna doesn't like breakfast. ....

b. He has honey for breakfast. ....

c. He doesn't have pancakes for breakfast. ....

d. He prefers junk food. ....



4. Listen to the dialogues and circle the correct option.

(Diyalogları dinleyiniz ve doğru seçeneği daire içine alınız.)

**Dialogue 1:**

**Ally** : Can I have some cheese / sausages?

**Moon** : Sure.

**Dialogue 2:**

**Mary** : Can I have some pancakes / muffins, mom?

**Mom** : No, it's all gone.

**Dialogue 3:**

**Snow**: Do you want some tea / coffee?

**Harry**: Yes, please.

**Dialogue 4:**

**Meghan**: Do you want some cereals / butter?

**William**: No, thanks. I don't like cereals.

5. Read the dialogues above and answer the questions.

(Yukarıdaki diyalogları okuyunuz ve sorularını cevaplayınız.)

01

Who wants some cheese?

.....

02

What does Mary want for breakfast?

.....

03

Does Harry want some coffee?

.....

04

Why doesn't William want any cereals?

.....

6. Read the sentences and match them with the pictures.

(Cümleleri okuyunuz ve resimlerle eşleştiriniz.)

1.

I am Selin. I like cheese, olives, eggs, butter and honey for breakfast.

2.

I am Candy. I prefer pancakes and honey for breakfast.


3.

I am Peter. I have croissant and fruit juice in the mornings.

4.

I am Peter. I have cereals with milk for breakfast. I sometimes eat sausages and bagels.


a.



b.



c.



d.




7. What do you prefer for breakfast? Complete the speech bubble.

(Kahvaltıda ne yemeyi tercih edersiniz? Konuşma balonunu tamamlayınız.)


.....  
.....

**Assignment: Think about the new words in the unit. Find and paste the pictures from a magazine or draw the pictures of the words to add to your picture dictionary. Then, write the meanings under the pictures.**


(Ünitedeki yeni kelimeleri düşününüz. Resimli sözlüğünüze eklemek için bir dergiden kelimeleri anlatan resimleri bulup yapıştırınız ya da kelimelerin resimlerini çiziniz. Daha sonra anlamlarını resimlerin altına yazınız.)




Apple Juice



.....



.....



.....



.....



.....



.....



.....



.....



.....



.....




.....



.....



.....



.....



.....

8. Make sentences using the chart below.

(Aşağıda verilen tabloyu kullanarak cümleler yazınız.)

					
Doruk	×	✓	✓	×	✓
Moly	✓	×	✓	✓	✓
Kate	✓	✓	×	✓	✓
Derek	✓	×	✓	✓	×
Aras	×	✓	×	✓	✓
Cenk	✓	×	✓	×	✓
Fulya	×	✓	✓	×	×

1. Doruk likes cereals, milk and muffins, but he doesn't like eggs or fruit juice.

2. ....

3. ....

4. ....

5. ....



6. ....

7. ....



9. Find pictures of the food and drinks from the magazines and paste them in the table. Then, make sentences as in the example.

(Dergilerden yiyecek ve içecek fotoğrafları bulup tabloya yapıştırınız. Daha sonra, örnekteki gibi cümleler kurunuz.)

I like					
I don't like					

I like cereals but I don't like croissants.

**Assignment:** Prepare a poster that shows and categorizes different food and drinks for breakfast.

(Kahvaltılık yiyecek ve içecekleri gruplayıp gösteren bir poster hazırlayınız.)

















10. Make sentences as in the example. (Örnekteki gibi cümleler kurunuz.)



I like



I don't like

				I like sausages but I don't like hamburgers.
				.....
				.....
				.....



**11. Read the dialogue and find the correct picture.**

**(Diyalođu okuyunuz ve dođru resmi bulunuz.)**

**Matt:** Do you want some sausages?

**Pete:** No, thanks. I don't want any sausages. I don't eat junk food.


**Matt:** What do you like for breakfast?

**Pete:** I like healty food. For example, I like honey and milk.

**Matt:** Do you want some eggs?

**Pete:** Yummy! I love eggs for breakfast!

**Matt:** It's my favorite, too. Here you are! Enjoy it!



**12. Prepare a similar dialogue as in activity 11 using the words salami and cheese.**

**(“Salam” ve “peynir” kelimelerini kullanarak 11. çalışmadakine benzer bir diyalog hazırlayınız.)**

.....

.....

.....

.....

.....

.....

.....

**Assignment:** Act out your dialogue with a friend.

**(Bir arkadaşınızla diyalođunuzu canlandırınız.)**

13. Write the names of the foods in the box to the correct table.

(Kutudaki yiyeceklerin isimlerini doğru tabloya yazınız.)



Nutricious Food:

Junk Food:

14. Which one is healthier? Tick. (Hangisi daha sağlıklı? İşaretleyiniz.)

a.



Serving Size: 100g  
Calories: 60  
Fat: 0.2 g  
Vitamins: 46.8 mg  
Vitamin C

b.



Serving Size: 100g  
Calories: 47  
Fat: 0.1 g  
Vitamins: 53.2 mg  
Vitamin C

15. Guess and match. (Tahmin ediniz ve eşleştiriniz.)

1.



2.



a.

Serving Size: 100g  
Calories: 484  
Fat: 22,7 g  
Vitamins: -----

b.

Serving Size: 100g  
Calories: 145  
Fat: 15 g  
Vitamins: 3.8 mg  
Vitamin A

Check yourself!

:)

?

:(

I can identify the names of different food.

I can ask people about their food preferences.

I can express my opinions about the food I like and don't like.

I can understand short texts about food and preferences.

I can understand the label of food products.

## LET'S REVISE! TEKRAR EDELİM!

### A. Find the food and drinks and write.

(Yiyecek ve içecekleri bulunuz ve yazınız.)

1.



2.



3.



4.



5.



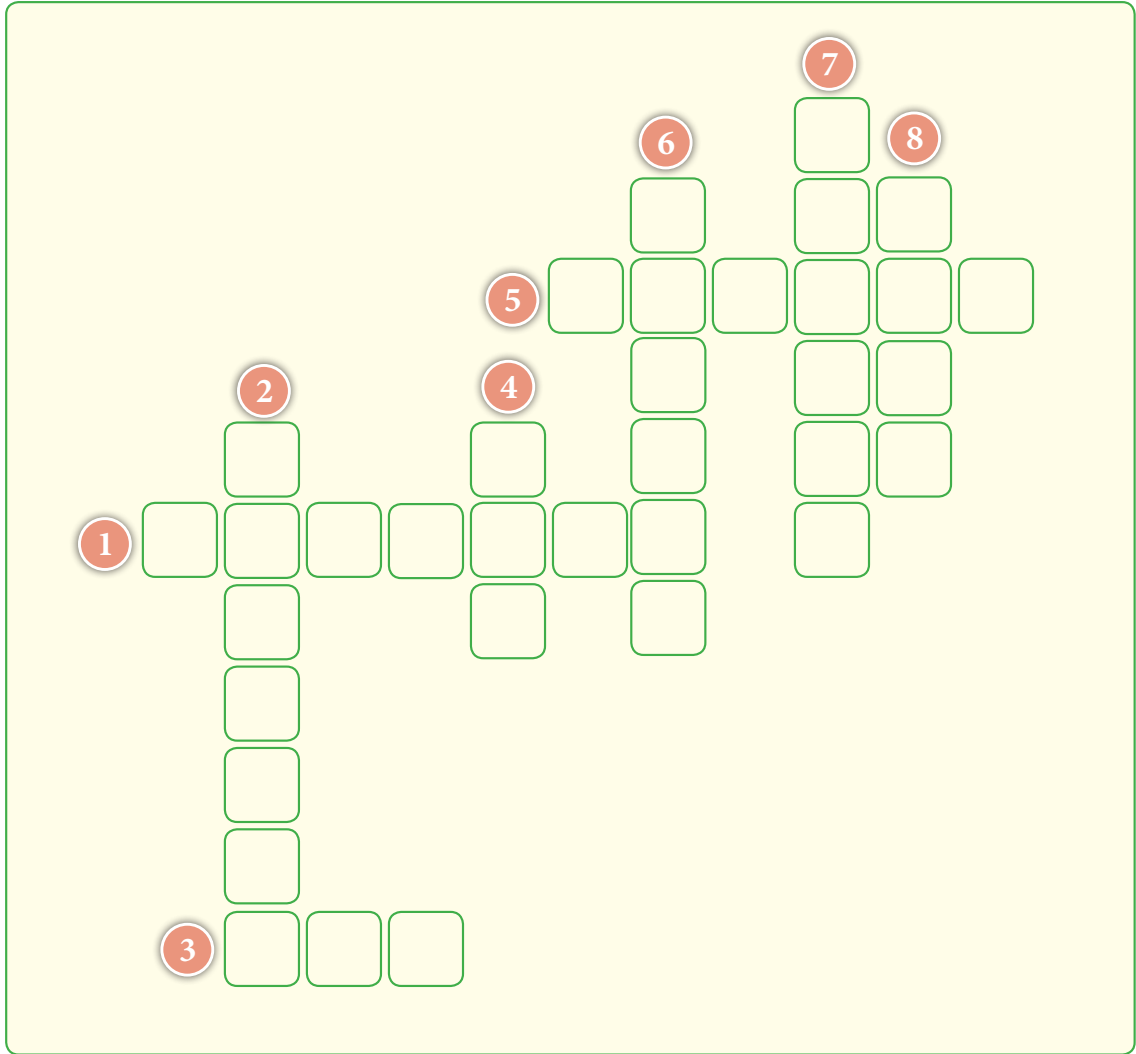
6.



7.



8.



**B. Complete the dialogues.**

**(Diyalogları tamamlayınız.)**

**1. Will** : Can I have some cheese?

**Kate** : .....

- a. Sure.
- b. No, I don't like cheese.
- c. Will likes cheese.
- d. Yes, one more, please.

**2. Bob** : Can I have some muffins, Dad?

**Harry** : .....

- a. Harry loves cereals.
- b. Bob has cereals for breakfast.
- c. No, it's all gone.
- d. Please.

**3. North:** Do you want some milk?

**Kim** : .....

- a. No, I prefer milk.
- b. Yes, please.
- c. I love healthy food.
- d. Kim prefers tea for breakfast.

**4. Cem:** ..... ?

**June:** No, thanks. I don't like cereals.

- a. Thank you.
- b. Here you are.
- c. Can I have some cereals?
- d. Do you want some cereals?

**5. Peter:** .....

**John:** Yummy! I love eggs for breakfast!

- a. Do you want some apples?
- b. No, thank you.
- c. Do you want some eggs?
- d. Can I have some eggs, please?

**6. Wendy:** What do you like for breakfast?

**Philip** : .....

- a. I like hamburgers.
- b. I don't like coffee.
- c. I like croissants and milk.
- d. I love healthy drinks



# **UNIT 3**

## **DOWNTOWN**

1. List the words in the box under the correct pictures.

(Kutudaki kelimeleri doğru resmin altında listeleyiniz.)

crowded	peaceful	skyscrapers	busy
small	big	quite	noisy



Field

Fall

.....  
.....  
.....  
.....  
.....  
.....

.....  
.....  
.....  
.....  
.....  
.....

2. Read the sentences and find where Janet lives.

(Cümleleri okuyunuz ve Janet'in nerede yaşadığını bulunuz.)

a. Field

b. Fall

Hi! I'm Janet. I live in a big city. Downtown is busier on Mondays. There are a lot of skyscrapers. People are always in a hurry.

3. Complete the sentences about Fall using the words in the box.

( Fall hakkındaki cümleleri kutudaki kelimeleri kullanarak tamamlayınız.)

skyscrapers	parks	small	quiet
-------------	-------	-------	-------

Hi! I'm Moon. I live in a 1. .... town. It is always 2. .... and peaceful. There aren't any 3. .... There are a lot of 4. ....



#### 4. Listen to the dialogue and circle the words you hear.

(Diyaloğu dinleyiniz ve duyduğunuz kelimeleri daire içine alınız.)

**Jane:** Do you like city life in Field, Mary?

**Mary:** No, Jane. My grandparents live in a small town called Fall. I wish to live there.

**Jane:** Really? Why?

**Mary:** Field is 1. **noisier** / **busier** than Fall. The buildings in Fall are 2. **bigger** / **smaller** than the buildings in Field. Field is more 3. **crowded** / **peaceful** than Fall.

**Jane:** But you can do and see many different things in the city.

**Mary:** Yes, but the city is more 4. **dangerous** / **exciting** than the country and people in the countryside are more 5. **friendly** / **dangerous** than the people in the city. And life in the country is 6. **healthier** / **happier** than in the city. In the country the weather is 7. **cleaner** / **faster** than the city.

**Jane:** Is the life in the country cheaper than the city?

**Mary:** Oh, yes. The city is more 8. **polluted** / **expensive** than the country.

**Jane:** Is Fall peaceful?

**Mary:** Yes. Fall is more 9. **peaceful** / **crowded** than Field.

**Jane:** Well, I'd like to see Fall.

#### 5. Answer the questions. (Soruları cevaplayınız.)

1. Which is noisier? Field or Fall?
2. Which place is smaller?
3. Which place is more peaceful?
4. Which place is more crowded?

##### TIPS:

We use comparatives to compare two things or two people.

1. One syllable adjective ending in a silent 'e' — **nice**

- Comparative — add 'r' — **nicer**

2. One syllable adjective ending in one vowel and one consonant — **big**

- Comparative — the consonant is doubled and 'er' is added — **bigger**

3. One syllable adjective ending in more than one consonant or more than a vowel — **high, cheap**

- Comparative — 'er' is added — **higher, cheaper**

4. A two syllable adjective ending in 'y' — **happy**

- Comparative — 'y' becomes 'i' and 'er' is added — **happier**

5. Two syllable or more adjectives without 'y' at the end — **exciting**

- Comparative — more + the adjective + than — **more exciting than**



6. Read the dialogue in activity 4. Then, prepare a similar dialogue comparing a village and a city. (4. çalışmada yer alan diyalogu okuyunuz. Daha sonra bir köy ve şehri karşılaştıran benzer bir diyalog hazırlayınız.)

7. Read the questions and choose the correct picture. Then, make sentences as in the example. (Soruları okuyunuz ve doğru resmi seçiniz. Daha sonra örnekteki gibi cümle kurunuz.)

1. Which one is more crowded?



e.g. The street is **more crowded than** the park.

2. Which one is more peaceful?



Villages are ..... cities.

3. Which one is bigger?



The brown bag is ..... the blue bag.

4. Which one is higher?



A skyscraper is ..... a school building.



**Assignment:**

**Prepare a poster and compare your hometown with another city.**

**(Bir poster hazırlayınız ve yaşadığınız yerle farklı bir şehri karşılaştırınız.)**

**8. Look at the picture below carefully. Read the paragraph and label the people.**

**(Resmi dikkatlice inceleyiniz. Paragrafı okuyunuz ve kişilerin adlarını yazınız.)**

*These are my best friends. Jane is taller than Pam. Mike is shorter than Peter and Bob. Peter is taller than Bob.*




**9. Look at the picture and compare the dogs using the words in the box.**

**(Resme bakınız ve kutudaki kelimeleri kullanarak köpekleri karşılaştırınız.)**

short      tall      young      old      heavy

1. Boom is ..... Mickey.
2. Mickey is ..... Boom.
3. Boom is ..... Mickey.
4. Mickey is ..... Boom.
5. Boom is ..... Mickey.





**10. Listen and complete the sentences using the words in the box.**

**(Dinleyiniz ve cümleleri kutudaki kelimelerle tamamlayınız.)**

now x2

at the moment

right now

1. Derek and Martha are playing a game ..... Martha is taller than Derek. She is wearing a green dress.



2. William and Kate are at the lab ..... They are doing an experiment. William is older than Kate.



3. Moon and Camilla are in the Art Club ..... They are painting pictures.



4. Jane, Suzie and Matt are in the classroom ..... They are studying Maths.



**11. Read the sentences in activity 10 and answer the questions.**

**(10.çalışmadaki cümleleri okuyunuz ve soruları cevaplayınız.)**

1. Who is shorter than Martha?
2. Is Martha wearing a gray dress?
3. Where are William and Kate?
4. Are William and Kate doing an experiment?
5. Who is older than Kate?
6. What are Moon and Camilla doing in the Art Club?
7. Are Jane, Suzie and Matt studying History in the classroom?

12. Look at the pictures and read the sentences. Then, choose the correct option.

(Resimlere bakınız ve cümleleri okuyunuz. Daha sonra doğru seçeneği işaretleyiniz.)

1. a. Sandy is listening to music at the moment.

b. Sandy is playing the guitar at the moment.



2. a. Peter is eating a fish now.

b. Peter is fishing now.



3. a. Karen is walking her dog right now.

b. Karen is running right now.



4. a. Jack is singing a song at the moment.

b. Jack is driving a car at the moment.



13. Read the speech bubbles. Ask and answer using the pictures in activity 12.

(Konuşma balonlarını okuyunuz. 12.çalışmadaki resimleri kullanarak soru sorup cevap veriniz.)

What is she doing at the moment?

She is feeding the street cats.

Feeding? Is she feeding the street cats?

Yes, she is.

14. Look at the pictures and make sentences using the words / phrases in the box.

( Resimlere bakınız ve kutudaki kelimeleri / ifadeleri kullanarak cümleler kurunuz.)

swim

cook

read a book

play the saxophone

paint a picture

ride a horse

1. Mary **is reading a book** now.



2. Jim ..... right now.



3. Tim .....



4. Pete ..... at the moment.



5. Carla ..... right now.



6. Samuel ..... now.



**Assignment: Take/draw a picture of your street/ neighborhood in the morning and describe what everyone is doing.**

(Bir sabah sokağınızın / mahallenizin fotoğrafını çekiniz ya da resmini çizin ve insanların ne yaptığını anlatınız.)

**15. Look at the picture below carefully. Read the sentences and write the name of the person described.**

(Aşağıdaki resme dikkatlice bakınız. Cümleleri okuyunuz ve anlatılan kişinin adını yazınız.)

He is at the park now. He is wearing a green shirt. He is flying a kite right now.



**16. Look at the picture above again and read the text. Complete the sentences with the correct names.**

(Yukarıdaki resme tekrar bakınız ve metni okuyunuz. Doğru isimlerle cümleleri tamamlayınız.)

Pete

Sam

Patrick

Wendy

Sheila and 1. .... are playing in the sandpit. 2. .... is reading a book. 3. .... is running now. He is wearing a yellow T-shirt. 4. .... is walking his dog. He is wearing brown trousers.

17. What are they doing? Describe people using the words /phrases in the box.

(Ne yapıyorlar? Kutudaki kelimeleri / ifadeleri kullanarak insanları anlatınız.)

swing

do yoga


wear a purple dress

walk

ride a bike

play with a ball

watch the landscape



**Assignment:** Think about the new words in the unit. Find and paste the pictures from a magazine or draw the pictures of the words. Then, write the meanings under the pictures.

(Ünitedeki yeni kelimeleri düşününüz. Bir dergiden kelimeleri anlatan resimleri bulup yapıştırınız ya da kelimelerin resimlerini çiziniz. Daha sonra anlamlarını resimlerin altına yazınız.)

Check yourself!	:)	?	:(
I can understand present events.			
I can ask people questions about what they are doing at the moment.			
I can ask people to compare things.			
I can describe people doing different actions.			
I can make comparisons between two things.			



## LET'S REVISE! TEKRAR EDELİM!

### A. Choose the correct option to complete the sentences.

(Cümleleri tamamlamak için doğru seçeneği işaretleyiniz.)

1. A city is ..... a village.

- a. crowded than      b. more crowded      c. crowded      d. more crowded than

2. A lion is ..... a cat.

- a. strong      b. more strong      c. stronger than      d. stronger

3. İzmir is ..... Kars.

- a. hot      b. hotter      c. more      d. hotter than

4. City life is ..... country life.

- a. interesting      b. more enjoyable than      c. colder than      d. more delicious than

5. Robert De Niro is ..... Brad Pitt.

- a. older than      b. younger than      c. handsome      d. longer than

6. Prince Harry is ..... Prince Charles.

- a. beautiful      b. more handsome than      c. handsome      d. boring

7. A funfair is ..... a museum.

- a. interesting      b. exciting      c. thinner than      d. more interesting than

8. A cheetah is ..... a turtle.

- a. faster than      b. smaller than      c. older      d. more successful than

9. Fruits are ..... candies.

- a. healthier than      b. lovelier than      c. healthy      d. harmful

**B. Look at the pictures and choose the correct option.**

**(Resimlere bakınız ve doğru seçeneği işaretleyiniz.)**

**1. What are they doing?**

- a. Yes, they are.
- b. No, they aren't.
- c. They are swimming.
- d. They are playing hurling.



**2. What is she doing?**

- a. She is 10.
- b. Yes, she is.
- c. She's reading a book.
- d. She is dancing.



**3. Is he laughing right now?**

- a. Yes, she is.
- b. He is laughing right now.
- c. No.
- d. Yes, he is.



**4. What is she doing at the moment?**

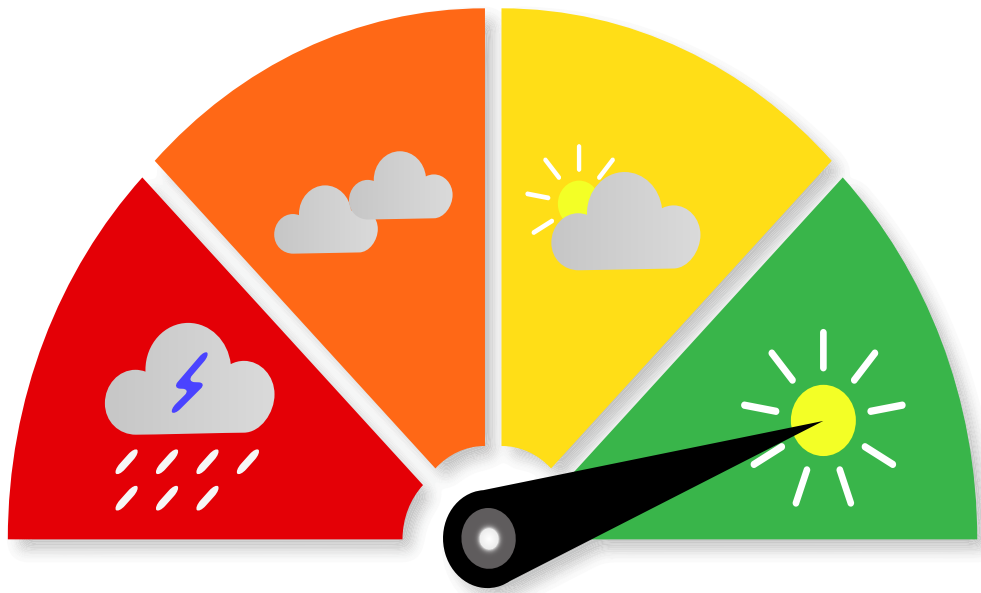
- a. She is carrying five books at the moment.
- b. Yes, she is.
- c. Carrying?
- d. She is feeding street cats.



**5. What are they doing?**

- a. They are playing chess.
- b. They are travelling.
- c. They are good friends.
- d. She is sitting.





# **UNIT 4**

## **WEATHER**

1. Look at the pictures and match them with the words given in the box.

(Resimlere bakınız ve kutuda verilen kelimelerle eşleştiriniz.)

1. anxious

2. tired

3. sleepy

4. moody

5. excited

6. scared


7. happy

8. bored


9. angry

10. sad


a.




b.




c.




d.



e.



f.




g.




h.



i.



j.



2. Read the speech bubbles and answer the question: How do you feel yourself?

(Konuşma balonlarını okuyunuz ve soruyu cevaplayınız: Kendinizi nasıl hissediyorsunuz?)

I feel scared.



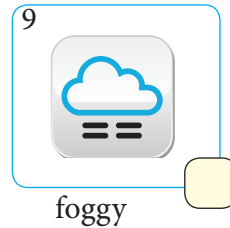


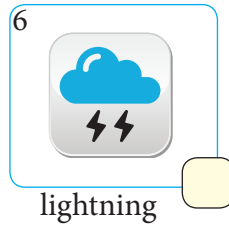





I feel happy.

.....



3. Look at the weather icons carefully. Then, listen and tick the ones you hear.

(Hava durumu simgelerini dikkatlice inceleyiniz. Daha sonra, dinleyiniz ve duyduklarınızı işaretleyiniz.)



4. Listen again and circle the emotions you hear.

(Tekrar dinleyiniz ve duyduğunuz duyguları daire içine alınız.)

#### Dialogue 1

**Mike:** What is the weather like in Ankara in winter?

**Dora:** It's cold and snowy.

**Mike:** I don't get it. Can you repeat that, please?

**Dora:** It's cold and snowy.

**Mike:** How do you feel on snowy days?

**Dora:** I feel scared / moody.

#### Dialogue 2

**Tim:** What is the weather like?

**Sam:** It's rainy.

**Tim:** How do you feel on rainy days?





**Sam:** I don't get it. Can you repeat that, please?

**Tim:** How do you feel on rainy days?

**Sam:** I feel sleepy / happy.

5. Match the pictures with the sentences.


(Resimleri cümlelerle eşleştiriniz.)



- a. It's very freezing. It is -20 degrees Celsius! I feel sad.
- b. It's foggy. I feel angry. I can't go out.
- c. It's hot. It is 27 degrees Celsius! I feel happy.
- d. It's rainy. I feel moody.

6. Read the dialogues in activity 4 and choose one of them. Then, prepare a similar dialogue using the clues in the box.

(4.çalışmadaki diyalogları okuyunuz ve birini seçiniz. Daha sonra kutudaki ipuçlarını kullanarak benzer bir diyalog hazırlayınız.)





7. Read the sentences and go to page 144. Cut out the pictures and paste them in the correct box. Then, point and say.

(Cümleleri okuyunuz ve sayfa 144'e gidiniz. Resimleri kesiniz ve doğru kutuya yapıştırınız. Daha sonra gösteriniz ve söyleyiniz.)

I feel happy.	It's lightning.	It's sunny.
It's rainy.	I feel anxious.	It's cloudy.
It's windy.	I feel sleepy.	It's stormy.
I feel angry.	It's freezing.	I feel tired.
It's hot.	It's snowy.	I feel sad.

8. Look at pictures of the seasons. Say how the weather is and how you feel.  
(Mevsim resimlerine bakınız. Havanın nasıl olduğunu ve nasıl hissettiğinizi söyleyiniz.)

Winter

Spring



It's cold and snowy in winter. I feel happy.



Summer

Autumn /Fall

9. Read the paragraphs below and answer the questions.  
(Paragrafları okuyunuz ve soruları cevaplayınız.)

I'm Mika. I live in Angola. Angola is a big country in Africa. In summer I feel moody because it's very hot and rainy. You know, it's not snowy in the desert. In winter it's always cool and dry.

My name's Serra. I live in Turkey. In winter it's very cold and snowy. The weather is fabulous in spring. It's warm and rainy. In summer it's hot and sunny. I feel happy in summer. In autumn it's cool and rainy. I feel moody in autumn.

1. What's the weather like in summer in Angola?
2. How does Mika feel in summer?
3. Is it snowy in desert ?
4. How is the weather in spring in Turkey?
5. How does Serra feel in summer?
6. What's the weather like in autumn in Turkey?

10. Now, prepare a paragraph for your hometown. How is the weather in different seasons? How do you feel yourself?

(Şimdi kendi yaşadığınız yeri anlatan bir paragraf hazırlayınız. Farklı mevsimlerde hava nasıl? Kendinizi nasıl hissediyorsunuz?)

.....  
.....

**11. Read the sentences and match them with the pictures.**

**(Cümleleri okuyunuz ve resimlerle eşleştiriniz.)**

1. Mike is walking. He is going to the cinema. It's rainy.
2. James is at the seaside. He is scared because it's stormy.
3. David is trying to drive his car. It's very cold and snowy. He feels tired.
4. Jane is running because it's rainy.
5. Steven is trying to find a shelter. It's cold and windy.
6. Will is really tired. It's very hot. He's drinking some water.



**12. Talk about the pictures as in activity 11.**

**(11. çalışmadaki gibi resimlerle ilgili konuşunuz.)**



.....

.....

.....

.....

.....

.....

.....

.....

**13. Read the weather forecast and fill in the table with the names of the cities.**

(Hava durumunu okuyunuz ve tabloyu şehir isimleriyle tamamlayınız.)

Good morning!

Here is the weather forecast for some cities on Friday. Let's see, what's the weather like today?

In İstanbul, the weather is windy and cold. The temperature is 9 degrees Celsius.


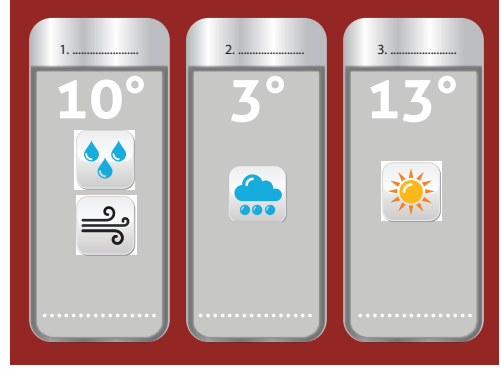
In İzmir it is rainy all day today. I'm afraid there may be a storm at noon. So, you may feel anxious and scared.

In Antalya you can feel better and happier. Because it's warm and sunny. The temperature is about 23 degrees Celsius.

In Ankara, the weather is dry. The temperature is 13 degrees Celsius.

It is cold and cloudy in Kars. The weather is about 3 degrees Celsius. It may be hailing in the afternoon. Be careful!

Have a nice day!



**14. Read the text above again and write T for true and F for false sentences.**

(Yukarıdaki metni tekrar okuyunuz ve doğru cümleler için T ve yanlış cümleler için F yazınız.)

- |                                   |  |
|-----------------------------------|--|
| 1. It's cold in İstanbul. ....    | 4. It's 13 degrees Celsius in Ankara. .... |
| 2. It is cloudy in İzmir. ....    | 5. It's cold in Kars. ....                 |
| 3. It's freezing in Antalya. .... |  |

**15. Read the paragraph. Then, write the temperature and draw the weather icon.**

(Paragrafı okuyunuz. Daha sonra dereceyi yazınız ve havadurumu ikonunu çiziniz.)

In Erzurum, the weather is windy and cold today. There is a chance of some snow in the afternoon. The temperature is 2 degrees Celsius.



**Assignment: Complete the chart for weather forecast including visuals. Then, act out weather conditions by using different emotions in various situations.**

(Görseller içeren hava durumu tablosunu doldurunuz. Daha sonra farklı durumlar için farklı duyguları kullanarak hava durumlarını canlandırınız.)

		
Iğdır	Mersin	
		
3 °C	21 °C	
mood, sad	anxious, happy	

It is cold and snowy and 3° Celsius in spring in Iğdır. I feel moody and sad. It's hot and sunny and 21° Celsius in Mersin in spring. I feel happy. Iğdır is colder than Mersin in spring.



**Assignment:** Think about the new words in the unit. Find and paste the pictures from a magazine or draw the pictures of the words. Then, write the meanings under the pictures.


(Ünitedeki yeni kelimeleri düşününüz. Bir dergiden kelimeleri anlatan resimleri bulup yapıştırınız ya da kelimelerin resimlerini çiziniz. Daha sonra anlamlarını resimlerin altına yazınız.)




.....



.....



.....




.....




.....



.....




.....



.....




.....



.....



.....



.....

**Check yourself!**

:)

?

:(

I can understand texts about weather and emotions.

I can ask people about the weather.

I can talk about the weather and my emotions.



## LET'S REVISE! TEKRAR EDELİM!

**A. Look at the pictures and answer the questions. (Resimlere bakınız ve soruları cevaplayınız.)**

1. What is the weather like?

- a. It's stormy.
- b. It's sunny.
- c. It's rainy.
- d. It's cloudy.



2. How do you feel yourself, Mr.Hailing?

- a. I feel happy.
- b. I feel moody.
- c. I am energetic.
- d. It's fabulous.



3. What is the weather like?

- a. It's stormy.
- b. It's sunny.
- c. It's rainy.
- d. It's cloudy.



4. How do you feel yourself, Mr.Stormy?

- a. I am cold.
- b. I feel moody.
- c. I feel happy.
- d. I feel angry.



5. What is the weather like?

- a. I'm happy.
- b. It's sunny.
- c. It's snowy.
- d. It's cloudy.



6. What's the weather like in İzmir in summer?

- a. It's hot and sunny.
- b. It's cold and snowy.
- c. It's stormy.
- d. It's freezing.



7. How is the weather?

- a. It's cloudy.                      b. It's snowy.  
c. It's rainy.                      d. It's windy.



**B. Read the dialogue and choose the correct option. (Diyaloğu okuyunuz ve doğru seçenekleri işaretleyiniz.)**

**Harry:** What is the weather like in Ağrı in winter?

**Doruk:** It's 1. .... and snowy.

**Harry:** I don't get it. Can you repeat that, please?

**Doruk:** It's cold and snowy.

**Harry:** How do you feel on snowy days?

**Doruk:** I feel 2. ....

1. a. cold                      b. hot                      c. stormy                      d. sunny  
2. a. hot                      b. moody                      c. lightning                      d. boiling

**C. Read the paragraph and answer the questions. (Paragrafı okuyunuz ve soruları cevaplayınız.)**

My name's Tuna. I live in Ankara. In winter it's very cold and snowy. In spring it's warm and sunny. The weather is fabulous in spring. In summer it's hot and sunny. I feel happy in summer. In autumn it's cool and rainy. I feel moody in autumn.

1. What's the weather like in spring?

- a. cold                      b. fabulous                      c. stormy                      d. rainy

2. How is the weather in summer?

- a. cold                      b. sunny                      c. stormy                      d. rainy

3. How does he feel in autumn?

- a. I feel cold.                      b. I feel moody.  
c. He feels happy.                      d. He feels moody.



# **UNIT 5**

## **AT THE FAIR**

1. Look at the pictures and match them with their names.

(Resimlere bakınız ve isimleriyle eşleştiriniz.)

1. Ghost train

2. Train Ride

3. Ferris Wheel

4. Bumper Cars

5. Roller Coaster

6. Carrousel

a.



b.



c.



d.



e.



f.





2. Listen and complete the dialogue with the words in the box.

(Dinleyiniz ve diyalogu kutudaki kelimelerle tamamlayınız.)

fantastic      amazing      terrifying      boring      thrilling      exciting

**Mr. Ride:** Welcome! Which rides do you want?

**Samantha:** I want to get on the roller coaster. I think it is (1) ..... .

**Mr. Ride:** It can be (2) ..... for you. The carrousel is (3) ..... . Try it.

**Samantha:** Oh, I hate it. I think it is (4) ..... . The roller coaster is more (5) ..... than the carrousel.

**Mr. Ride:** I'm sorry, you can't get on the roller coaster alone. Do you want to ride the bumper cars?

**Samantha:** Yeah! I love the bumper cars. They are (6) ..... .









### 3. Listen again and choose the correct option for the questions.

(Tekrar dinleyiniz ve sorular için verilen doğru seçenekleri işaretleyiniz.)

1. What does Samantha think about the carrousel?  
a. She thinks it's boring. b. She thinks it's fantastic.
2. What does Mr.Ride think about the carrousel?  
a. He thinks it's amazing. b. He thinks it's terrifying.
3. What does Samantha think about the roller coaster?  
a. She thinks it's thrilling. b. She thinks it's exciting.

### 4. Use the pictures and make sentences as in the example.

(Resimleri kullanınız ve örnekteki gibi cümleler kurunuz.)

1.	Paul		crazy	Paul thinks the ferris wheel is crazy.
2.	Paul		dull	..... .....
3.	Paul		horrible	..... .....
4.	Paul		exciting	..... .....

5. What do you think about the carrousel? Answer the question using one of the words in the box. (Atlıkarınca hakkında siz ne düşünüyorsunuz? Soruyu kutadaki kelimelerden birini kullanarak cevaplayınız.)

amazing

boring

dull

exciting

.....  
.....



6. Read the dialogues and make similar dialogues using the clues.

(Diyalođu okuyunuz ve ipuđlarını kullanarak benzer diyaloglar yapınız.)



Dialogue 1:

**Tuna:** What do you think about the ferris wheel?

**Arda:** I hate it. I think it is dull.

**Tuna:** I disagree. I think the ferris wheel is exciting but the roller coaster is more exciting than the ferris wheel.



Dialogue 2:

**Tuna:** What do you think about the carrousel?

**Arda:** I love it. I think it is fun.

**Tuna:** I agree. I like the ghost train, too. I think it is exciting and fun.



**Tuna:** .....

.....

**Arda:** .....

.....

**Tuna:** .....



**Tuna:** .....

.....

**Arda:** .....

.....

**Tuna:** .....

.....

7. Look at the poster and complete it using the clues below.

(Posteri dikkatice inceleyiniz ve aşağıda verilen ipuçlarıyla tamamlayınız.)

5 TL

28-31 December

Downtown

14.00-23.00



8. Read the poster and answer the questions.

(Posteri okuyunuz ve soruları cevaplayınız.)

1. When is the funfair?
2. Where is the funfair?
3. Can you visit the funfair at 5pm?
4. What is the price for the rides?

**9. Read the dialogue and write (T) for True and (F) for False sentences.**

**(Diyalogu okuyunuz ve doğru cümleler için (T), yanlış cümleler için (F) yazınız.)**

**Doruk :** Onat! Look at the poster! There is a funfair in downtown.

**Onat :** Wow! I love funfairs. It's open at the weekend.

**Doruk :** Look! A ghost train! It's my favorite. The ghost train is exciting!

**Onat :** I disagree. I think it is terrifying. I feel scared. I don't like it. I love the carrousel. It is fun.

**Doruk :** Carrousel? Ooh, no! It's very boring. I hate it. I think the roller coaster is more exciting than the carrousel.

**Onat :** I agree. The roller coaster is exciting. I like bumper cars. They are so crazy!

**Doruk :** I agree. Bumper cars are fun. We can ride the bumper cars together, then.

1. There is a fair in downtown. ....
2. Doruk and Onat wants to visit the fair. ....
3. Doruk likes the ghost train. ....
4. Onat thinks the ghost train is exciting. ....
5. Doruk likes the carrousel. ....
6. Onat likes bumper cars. ....
7. Doruk hates the bumper cars. ....

**10. Read the dialogue again and answer the questions.**

**(Diyalogu tekrar okuyunuz ve soruları cevaplayınız.)**

1. Who loves the funfairs? .....
2. When is the funfair open? .....
3. What is Doruk's favorite ride? .....
4. What does Doruk think about the carrousel? .....
5. What does Onat think about the roller coaster? .....

11. Look at the pictures and compare places. Talk about your feelings, too.

(Resimlere bakınız ve yerleri karşılaştırınız. Duygularınızdan da bahsediniz.)

I think the library is more interesting than the school.






**Assignment:**

**Read the speech bubble and make sentences about the ferris wheels. Then, prepare a poster of a fair and talk about your feelings and personal opinions.**

**(Konuşma balonunu okuyunuz ve dönme dolaplar hakkında cümleler yazınız. Daha sonra bir panayır hakkında poster hazırlayıp fikirleriniz ve hisleriniz hakkında konuşunuz.)**

This is a funfair poster. I love funfairs. There are many fun things at the fair. I like bumper cars. I think they are exciting.



.....













.....

.....

.....

**Assignment:** Think about the new words in the unit. Find and paste the pictures from a magazine or draw the pictures of the words. Then, write the meanings under the pictures.

(Ünitedeki yeni kelimeleri düşününüz. Bir dergiden kelimeleri anlatan resimleri bulup yapıştırınız ya da kelimelerin resimlerini çiziniz. Daha sonra anlamlarını resimlerin altına yazınız.)

			
.....	.....	.....	.....
			
.....	.....	.....	.....
			
.....	.....	.....	.....

Check yourself! I can.....	:)	?	:(
recognize the words about emotions while listening.			
talk about my feelings and personal opinions about places and things.			
state my feelings and personal opinions about places and things.			
understand simple texts about feelings and personal opinions.			
understand specific information on a poster.			

**LET'S REVISE: TEKRAR EDELİM!**

**A. Find the correct option.**

**(Doğru seçeneği bulunuz.)**



1. Jack likes .....

- a. the ghost ride
- b. the bumper cars
- c. the train ride
- d. the ferris wheel



2. Steve hates .....

- a. the roller coaster
- b. the bumper cars
- c. the ferris wheel
- d. the train ride

3. I love the train rides. I think they are .....

- a. horrible
- b. boring
- c. amazing
- d. frightening

4. Cemre likes the ghost train. She thinks it is .....

- a. terrifying
- b. horrible
- c. dull
- d. thrilling

5. I think the roller coaster is ..... the carrousel.

- a. more exciting than
- b. dull
- c. boring
- d. stronger than



6. Kerem thinks ..... is interesting.

- a. frightening
- b. tickets
- c. the ghost train
- d. the bumper cars

7. I love bumper cars. I think they are ..... .

- a. amazing
- b. dull
- c. horrible
- d. terrifying

8. I hate the carrousel. I think it's ..... .

- a. fun
- b. interesting
- c. exciting
- d. dull

9. The library is ..... the museum.

- a. quiet
- b. faster than
- c. better
- d. more interesting than

10. I think a funfair is ..... a hospital.

- a. more amazing than
- b. more handsome than
- c. boring than
- d. interesting than

**B. Complete the dialogues. (Diyalogları tamamlayınız.)**

1. **Hakan:** I think bumper cars are terrifying.

**Pınar :** ..... They are amazing and fun.

- a. I agree
- b. Yes
- c. I disagree
- d. Fun

2. **Matt:** What do you think about roller coasters?

**Kate:** .....they are fantastic.

- a. I agree
- b. I think
- c. I disagree
- d. I mean

3. **Liz:** I hate the roller coaster. It's horrible.

**Tim:** ..... The train ride is more amazing than the roller coaster.

- a. I mean
- b. I think
- c. I agree
- d. I disagree



# **UNIT 6**

# **OCCUPATIONS**

1. Match the occupations with the pictures.

(Meslekleri resimlerle eşleştiriniz.)

cook

hairdresser

driver

mechanic

engineer

dentist

farmer

architect

1.



2.



3.



4.



5.



6.



7.



8.



2. Read the sentences and choose the correct occupation.

(Cümleleri okuyunuz ve doğru mesleği seçiniz.)

1. I can fly planes.

a.



b.



2. I can cook delicious food.

a.



b.



3. I can examine patients.

a.



b.



4. I can take orders and serve.

a.



b.



5. I can protect people and  
their property.

a.



b.



3. Read the sentences and write them below the pictures in activity 2.

(Cümleleri okuyunuz ve 2.çalışmadaki resimlerin altına yazınız.)

1. I am a pilot.

2. I am a cook.

3. I am a policeman.

4. I am a waitress.

5. I am a doctor.

6. I am an astronaut.

7. I am a farmer.

8. I am a musician.

9. I am an artist.

10. I am a teacher.

4. Make sentences using the clues as in the example.

(İpuçlarını kullanarak örnekteki gibi cümleler kurunuz.)

take care of a farm  
tures

play an instrument  
teach

paint and draw pictures  
**travel in space**

I am an astronaut. I can  
travel in space.

.....  
.....

.....  
.....

.....  
.....

.....  
.....



5. Listen and complete the dialogues with the words in the box.

(Dinleyiniz ve diyalogları kutudaki kelimelerle tamamlayınız.)

salesman

nurse

build

do

look after

**Dialogue 1:**

**Jane:** What does your uncle do?

**Kate:** He's a ....., but he also works at a restaurant on Fridays.

**Dialogue 2:**

**Matt:** What do you do?

**Kim :** I am a .....

**Matt:** Can you ..... a house?

**Kim:** No, I can't!

**Matt:** What can you ..... ?

**Kim :** I can ..... ill people.

6. Read the dialogues above carefully. Then, choose a picture and complete the dialogues.

(Yukarıdaki diyalogları dikkatlice okuyunuz. Daha sonra bir resim seçiniz ve aşağıda verilen diyalogları tamamlayınız.)

**Dialogue 1:**

**Mel:** What does your father do?

**You:** He's a .....

**Mel:** What can he do?

**You:** .....



fireman  
(extinguish fires)



mechanic  
(repair cars)

**Dialogue 2:**

**Matt:** What do you do?

**Kim :** I am a .....

**Matt:** Can you build a house?

**Kim :** No, I can't!

**Matt:** What can you do?

**Kim :** I can .....



manager  
(control a business)



doctor  
(treat ill people)

### Assignment:

Find out the occupations of your family members and write what they do.

(Aile bireylerinizin mesleklerini öğreniniz ve ne yaptıklarını yazınız.)

7. Read the speech bubbles and prepare a similar dialogue according to the picture.

(Konuşma balonlarını okuyunuz ve resme göre benzer bir diyalog hazırlayınız.)

Can you cut and design hair?

No, I can't.

What can you do?

I can give advice to people about the law and speak for them in court.

Are you a lawyer?

Yes, I am.

.....

.....

.....

.....



8. Listen and choose the correct answers. (Dinleyiniz ve doğru cevapları işaretleyiniz.)

1. Was Clara born in London?

a. Yes, she was.

b. No, she wasn't.

2. Was she born on 10th of February, in 2007?

a. Yes, she was.

b. No, she wasn't.

**right now**

**TIPS**

**last week**

She **is** in London

**now.**

She **was** in London

**yesterday.**

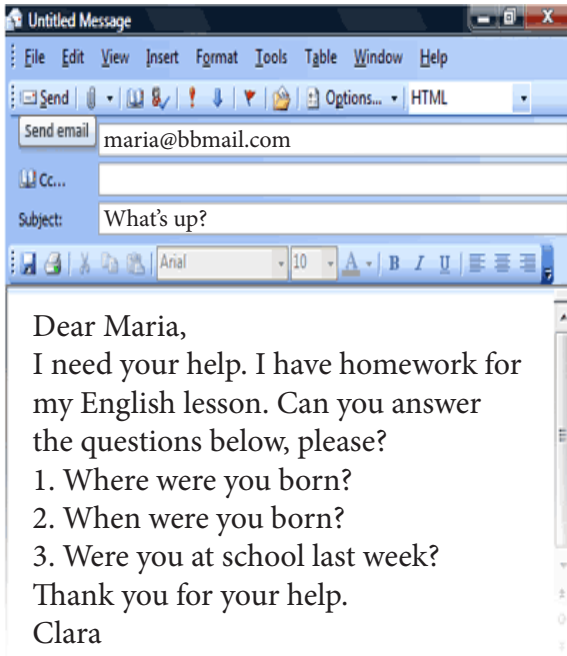
**at the moment.**

**two days ago.**



## 9. Read the e-mails and answer the questions.

(E-postaları okuyunuz ve soruları cevaplayınız.)



1. Where was Clara born?
2. When was she born?
3. Was she at school last week?
4. Why wasn't she at school last week?

## 10. Complete the sentences using “am/is/are, was/were”.

(Cümleleri “am/is/are, was/were” kullanarak tamamlayınız.)

1. I ..... at school now.
2. She ..... ill last week.
3. She ..... in London last month.
4. They ..... at the cinema yesterday.
5. My sister and I ..... ready at the moment.
6. They ..... in Ankara yesterday.
7. I ..... at the park right now.
8. He ..... abroad last month.
9. Her salary ..... high last year.
10. He ..... in Iran two years ago.

### TIPS:

#### **Dates:**

10th of February —> The tenth of February

23rd of May —> The twenty third of May

He was in İstanbul in May.

I was born on (the) 10th (of) February, 2005.

#### **Years:**

1990 —> Nineteen ninety

2005 —> Two thousand and five

My mother was born in 1985.

**11. Write the dates using the clues on the right.**

**(Sağdaki ipuçlarını kullanarak tarihleri yazınız.)**

1. 24 November, 2010  
.....
2. 7 January, 1975  
.....
3. 21 August, 1981  
.....
4. 18 April, 2018  
.....
5. 3 May, 2001  
.....

**Ordinal Numbers**

1st —> First	13th —> Thirteenth
2nd —> Second	14th —> Fourteenth
3rd —> Third	15th —> Fifteenth
4th —> Fourth	16th —> Sixteenth
5th —> Fifth	17th —> Seventeenth
6th —> Sixth	18th —> Eighteenth
7th —> Seventh	19th —> Nineteenth
8th —> Eighth	20th —> Twentieth
9th —> Ninth	21st —> Twenty-first
10th —> Tenth	22nd —> Twenty-second
11th —> Eleventh	23rd —> Twenty-third
12th —> Twelfth	24th —> Twenty-fourth

**12. Look at the old tickets below carefully and answer the questions.**

**(Eski biletleri inceleyiniz ve soruları cevaplayınız.)**

1. When was the film? .....
2. What time was the film? .....
3. Where was the funfair? .....
4. When was the funfair? .....



**13. Read and complete the text using the words in the box.**

**(Okuyunuz ve metni kutudaki kelimelerle tamamlayınız.)**

was (x6)

is (x3)

are

I'm Merve. I ..... born in Artvin, in 2008. I am a student at Atatürk Secondary School. My father ..... born on 22<sup>nd</sup> February, 1970. He ..... a mechanic and he can repair cars. He ..... always very busy. He starts work at 8 a.m. and finishes at six o'clock in the evening.

My mother ..... born on 13<sup>th</sup> March, 1971. She ..... a tailor. She can sew beautiful dresses and suits but she also works at a restaurant on Saturdays. My grandma ..... a secretary and my grandpa ..... a fireman ten years ago. They ..... retired now. It was my grandma's 78<sup>th</sup> birthday yesterday.

I love my family very much.

**14. Read the text again and write T for True and F for False.**

**(Metni tekrar okuyunuz ve doğru için T yanlış için F yazınız.)**

1. Merve was born in İstanbul in May. ....
2. Her father is a mechanic. ....
3. Her mother was born on thirteenth March. ....
4. Her mother can sew dresses. ....
5. Her grandma was an engineer. ....
6. Her grandpa is retired now. ....

**15. Write a paragraph about your family.**

**(Aileniz hakkında bir paragraf yazınız.)**

.....













.....

.....

.....

**Assignment:** Think about the new words in the unit. Find and paste the pictures from a magazine or draw the pictures of the words. Then, write the meanings under the pictures.

(Ünitedeki yeni kelimeleri düşününüz. Bir dergiden kelimeleri anlatan resimleri bulup yapıştırınız ya da kelimelerin resimlerini çiziniz. Daha sonra anlamlarını resimlerin altına yazınız.)

			
.....	.....	.....	.....
			
.....	.....	.....	.....
			
.....	.....	.....	.....

Check yourself!	:)	?	:(
I can understand words about occupations.			
I can understand the time, days and dates.			
I can talk about occupations.			
I can ask personal questions about occupations and dates.			
I can write about occupations and dates.			

## LET'S REVISE! TEKRAR EDELİM!

A. Look at the pictures and choose the correct occupation.

Resimlere bakınız ve doğru mesleği seçiniz.)

1.



- a. worker      b. nurse      c. engineer      d. teacher

2.



- a. policeman      b. doctor      c. cook      d. manager

3.



- a. singer      b. waitress      c. worker      d. waiter

4.



- a. worker      b. tailor      c. engineer      d. teacher

5.



- a. artist      b. saleswoman      c. nurse      d. secretary

6.



- a. hairdresser      b. tailor      c. dentist      d. lawyer

7.



- a. driver      b. mechanic      c. farmer      d. fireman

**B. Complete the text. (Parçayı tamamlayınız.)**

I'm Jack. I'm a 1. .... . I can fly a plane. My wife is a 2. ....

She can play the piano and sing songs. My mother is retired now but she was a 3. .... two years ago. She worked at the City Hospital.

1. a. worker    b. pilot    c. engineer    d. teacher  
2. a. doctor    b. waiter    c. artist    d. musician  
3. a. cook    b. nurse    c. architect    d. manager

**C. Answer the questions. (Soruları cevaplayınız.)**



**1. Where was the concert?**

- a. It was yesterday.    b. Yes, it was.    c. No, it wasn't.    d. It was in Music Arena.

**2. When was the concert?**

- a. It was two years ago.    b. Yes, it was.  
c. It was on 23rd March.    d. No, it wasn't.

**3. What time was the concert?**

- a. Yes, it was.    b. It was on 23rd March.    c. No, it wasn't.    d. It was at seven o'clock.

**4. Was it in London?**

- a. It was last week.    b. Yes, it was.    c. No, it wasn't.    d. It was in Music Arena.



# **UNIT 7**

# **HOLIDAYS**



1. Match the words with pictures.

(Resimleri kelimelerle eşleştiriniz.)

a. skiing

b. playing snowball

c. making a snowman

d. making a sandcastle

e. swimming

f. scuba diving

g. walking in the forest

h. sailing

1.



2.



3.



4.



5.



6.



7.



8.





**2. Listen and circle the word you hear.**

(Dinleyiniz ve duyduğunuz kelimeyi işaretleyiniz.)

**Derek :** What did you do on your holiday?

**Kanye:** I **played** / **walked** with my friends, and I **learned** / **watched** skiing.

**Pete :** What **did** / **do** you do on your holiday?

**Ali:** My brother and I **climbed** / **painted** trees and picked fruit. I enjoyed it.

**Ahmet :** What did you do yesterday?

**Sandy:** We **walked** / **danced** in the forest yesterday.

**Michael:** What did Pat do on your holiday?

**John :** She **studied** / **sailed** English.

**Will :** What **do** / **did** he do last summer?

**Pat :** He **visited** / **called** his grandparents last summer.

**3. Read the dialogues above and write T for True and F for False.**

(Yukarıdaki diyalogları okuyunuz ve doğru için T ve yanlış için F yazınız.)

1. Derek played with his friends. ....
2. Kanye learned skiing. ....
3. Ali and his brother climbed trees. ....
4. Sandy didn't walk in the forest. ....
5. John studied English. ....
6. Pat called his grandparents yesterday. ....

### TIPS

I walk <b>ed</b> in the forest yesterday.	(base form +ed)
I lik <b>ed</b> the film.	(verbs ending in -e +d)
I stud <b>ied</b> English.	(verbs ending in a consonant +y, change -y - i+ed)
I stop <b>ped</b> the car.	(a single consonant+vowel, double the last letter +ed)

#### 4. Read and match the sentences with the pictures.

(Okuyunuz ve cümleleri resimlerle eşleştiriniz.)

1. Hi! I'm Suzan. I was on the mountain last winter. I played snowballs with my friend, Josh.
2. Hello! My name's Catherine. I was at the seaside last summer. I played with sand.
3. These are my cousins. We were at the funfair yesterday. We enjoyed the carrousel.
4. I love walking. I was on holiday in Rize. I walked in the forest. I climbed the trees and picked some fruits. It was really amusing.

a.



b.



c.







d.





5. Look at the example carefully and complete the activity.

(Örneği dikkatlice inceleyiniz ve çalışmayı tamamlayınız.)

 <b>TENT</b>	 <b>HOTEL</b>
1. (stay) I was on the mountains. I didn't stay in the tent. I stayed at the hotel.	

 <b>KAYAK</b>	 <b>SHOES</b>
2. (do) I was in Antalya. I didn't do ..... .....	

 <b>run</b>	 <b>play with toys</b>
3. (run / play) ..... .....	

6. Look at the pictures and write sentences as in the example. Use the words / phrases in the box.


(Resimlere bakınız ve örnekteki gibi cümleler kurunuz. Kutudaki kelimeleri / ifadeleri kullanabilirsiniz. )

walk in the garden      pick some flowers      play football in the park  
climb a tree



Hi! I'm Melanie. It was rainy last weekend. I **walked in the garden**.

.....  
.....



Matt and Willy were in the park yesterday morning. They.....

.....  
.....



Hi! I'm Sandy .....

.....  
.....  
.....

7. Read the dialogue and prepare similar dialogues using the information in the table.

(Diyaloğu okuyunuz ve tabloyu kullanarak benzer diyaloglar hazırlayınız.)

	Where were you?	Who was with you?	What did you do?
Anıl	my uncle's farm	my parents	try rafting in the river
Amy	holiday by the lake	my sister	try sailing in the lake
You	..... ..... .....	..... ..... .....	..... ..... .....

Where were you last summer?

I was in my uncle's farm.

Who was with you?

My parents were with me.

What did you do?

I tried rafting in the river.

2. Teacher : .....

Amy : .....

Teacher : .....

Amy : .....

Teacher : .....

Amy : .....

3. Teacher : .....

You : .....

Teacher : .....

You : .....

Teacher : .....

You : .....

**8. Read Derek's postcard and answer the questions.**

**(Derek'in kartpostalını okuyunuz ve soruları cevaplayınız.)**



1. Was Derek at school?
2. When was Derek on holiday?
3. Who did Derek visit his grandfather with?
4. Did he walk in the forest?

**Assignment:**

**Write a postcard to Derek.**

**(Derek'e bir kartpostal hazırlayınız.)**



**Assignment:**













**Look at the pamphlet below. Prepare a similar one for your country.**

**(Aşağıdaki kitapçığa bakınız. Benzer bir tane de ülkeniz için siz hazırlayınız.)**



**Assignment:** Think about the new words in the unit. Find and paste the pictures from a magazine or draw the pictures of the words. Then, write the meanings under the pictures.

(Ünitedeki yeni kelimeleri düşününüz. Bir dergiden kelimeleri anlatan resimleri bulup yapıştırınız ya da kelimelerin resimlerini çiziniz. Daha sonra anlamlarını resimlerin altına yazınız.)

			
.....	.....	.....	.....
			
.....	.....	.....	.....
			
.....	.....	.....	.....

Check yourself!	:)	?	:(
I can spot the activities about holidays.			
I can talk about my holidays.			
I can describe past activities and personal experiences.			
I can understand short, simple sentences and expressions related to past activities.			
I can write short and simple pieces about holidays.			

## 89

**C. Choose the correct option. (Doğru seçeneği seçiniz.)**

1. Kim ..... a film yesterday.  
a. watch                      b. read                      c. watched                      d. call
2. Did you call him yesterday?  
.....  
a. He called me.    b. Yes, I did.                      c. No, he didn't.                      d. Yes, I called her.
3. He ..... English last night.  
a. Yes.                      b. study                      c. No, he didn't.                      d. studied
4. He ..... volleyball with his friends this Sunday.  
a. played                      b. showed                      c. did                      d. do
5. Mandy ..... him yesterday.  
a. visited                      b. didn't visit                      c. last week                      d. sailing

**D. Read the paragraph and match the questions with the answers.**

**(Paragrafı okuyunuz ve soruları cevaplarla eşleştiriniz.)**

Dear Woody,

My friends and I were in Fethiye this summer. We stayed in a hotel. We liked the city. We tried sailing. Jack and I climbed Mount Babadağ and tried paragliding. Jane stayed at the seaside. She enjoyed the sun and sea.

Loves,

Peter

- |   |                            |
|---|----------------------------|
| 1. Where were they for summer?                    | a. Jack and Peter.         |
| 2. Where did they stay?                           | b. They were in Fethiye.   |
| 3. Did they go sightseeing?                       | c. She was at the seaside. |
| 4. Did Jane climb Mount Babadağ?                  | d. They stayed in a hotel. |
| 5. Who tried paragliding?                         | e. No, they didn't.        |
| 6. Where was Jane when they were on the mountain? | f. No, she didn't.         |



# **UNIT 8**


# **BOOKWORMS**



1. Match the pictures with the words in the box.

(Resimleri kutudaki kelimelerle eşleştiriniz.)

magazine	bookshelf	dictionary	e-book
library	author/writer	newspaper	novel





**2. Read the questions and answers. Then, listen and circle the correct option.**

**(Soruları ve cevapları okuyunuz. Daha sonra dinleyiniz ve doğru seçeneği işaretleyiniz.)**

1. What did Kate do in the library yesterday?

- a. She read important books.
- b. She watched TV.

2. What did Wendy find in the magazines?

- a. She found some tickets.
- b. She found some interesting information.

3. Did June look for her sister?

- a. Yes, she did.
- b. No, she didn't.



**3. Listen again and put the dialogues in order.**

**(Tekrar dinleyiniz ve diyalogları doğru sıraya koyunuz.)**

**Dialogue .....**

**Wendy :** What did you look for in the library yesterday?

**June :** I looked for some Spanish dictionaries.

**Dialogue .....**

**Marry:** What did you find in the magazines?

**Soon:** I found some interesting information in the magazines.

**Dialogue .....**

**Jane:** What happened in the library yesterday?

**Kane:** I read important books.



## TIPS

### SOME IRREGULAR VERBS

<u>BASE FORM</u>	<u>PAST SIMPLE</u>	<u>BASE FORM</u>	<u>PAST SIMPLE</u>
buy	bought	give	gave
come	came	go	went
cut	cut	meet	met
drink	drank	see	saw
eat	ate	sleep	slept
find	found	swim	swam
forget	forgot	write	wrote

4. Jason always plans his week. Look at his last week's activities. Then, read and complete the paragraph using the clues in the table.

(Jason daima haftasını planlar. Geçen hafta yaptıklarına bakınız. Daha sonra okuyunuz ve tablodaki ipuçlarını kullanarak paragrafı tamamlayınız.)

What .....	When .....
read a novel	last week
go to the theatre	Friday
visit my grandparents	three days ago
swim in the new pool	two days ago
buy a T-shirt	yesterday

Jason read a novel **last week**. He

1. .... to the theatre on Friday.

He visited his grandparents

2. .... He 3. .... in

the new pool 4. .... He

5. .... a T-shirt yesterday.

5. Read the paragraph above and answer the questions.

(Yukarıdaki paragrafı okuyunuz ve soruları cevaplayınız.)

- Did Jason read a novel last week? .....
- When did he go to the theatre? .....
- What did he do three days ago? .....
- What did he do two days ago? .....
- Did he swim yesterday? .....

6. Fill in the table for yourself and complete the dialogue.

(Tabloyu kendiniz için doldurunuz ve diyalogu tamamlayınız.)

What .....	When ..... ?
.....	in the afternoon on Friday
.....	at 2 pm two days ago
.....	at 8 am yesterday
.....	in the morning
buy a T-shirt	yesterday

What did you do  
in the afternoon on  
Friday?

.....  
.....

What did you do at  
2 pm two days ago?

.....  
.....

What did you do at  
8 am yesterday?

.....  
.....

What did you do in  
the morning?

.....  
.....

7. Now, write a paragraph as in activity 4 using your answers above.

(Şimdi yukarıdaki cevaplarınızı kullanarak 4.çalışmadaki gibi bir paragraf yazınız.)

.....  
.....  
.....  
.....



8. Listen and complete the sentences using the words in the box.

(Dinleyiniz ve cümleleri kutudaki kelimelerle tamamlayınız.)

over	on	between	in	in front of
behind	near	next to	under	



1 The dog was ..... the kennel.



2 The dog jumped ..... the kennel.



3 The dog played ..... the kennels.



4 The dog was ..... the kennel.



5 The dog was ..... the kennel.



6 The dog sat ..... the kennel.



7 The dog played ..... the kennel.



8 The dog played ..... the kennel.



9 The dog was ..... the kennel.

9. Look at the pictures above and answer the questions.

(Yukarıdaki resimlere bakınız ve soruları cevaplayınız.)

1. Was the dog in the kennel in the first picture?
2. What did the dog do in the third picture?
3. Where did the dog sit in the fifth picture?
4. What did the dog do in the seventh picture?
6. Was the dog in front of the kennel in the sixth picture?
7. Where was the dog in the last picture?



10. Listen and locate the objects as in the example.

(Dinleyiniz ve eşyaları örnekteki gibi yerleştiriniz.)

1.



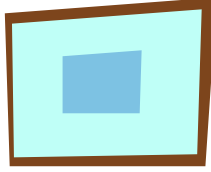
toy car

2.




ball

3.



painting

4.



block



11. Now, look at the picture above and complete the sentences.

(Şimdi, yukarıdaki resme bakınız ve cümleleri tamamlayınız.)

1. The toy car is ..... the bed.
2. The ball is ..... the chair.
3. The painting is ..... the wall.
4. The red block is ..... the yellow block.

## 12. Match the sentences with the pictures.

(Cümleleri resimlerle eşleştiriniz.)

1. The boy is behind the green door.
2. The white dog is between the black and brown dogs.
3. **Mother:** I can't find Ayşe? Where's she?  
**Father:** She is sitting under the table.
4. The girls are jumping on the bed.
5. The cat is sitting next to the dog.
6. The cat is in front of the door.
7. The dog is jumping over the river.



13. Now, close the sentences and talk about the pictures. (Şimdi cümleleri kapayınız ve resimler hakkında konuşunuz.)

14. Point and describe the location of the teddy bear and Jane. (Oyuncak ayının ve Jane'in yerini gösteriniz ve tarif ediniz.)



15. Write a paragraph describing the location of the chair, red car, clock, ball and Michael in the picture given above.

(Yukarıda resimde verilen sandalye, kırmızı araba, saat, top ve Michael'ın yerini anlatan bir paragraf yazınız.)

.....

.....

.....

.....












.....

.....

.....

**Assignment:** Find and paste the pictures from a magazine or draw the pictures of the words in the unit. Then, write the meanings under the pictures.

(Bir dergiden ünitadaki kelimeleri anlatan resimleri bulup yapıştırınız ya da kelimelerin resimlerini çiziniz. Daha sonra anlamlarını resimlerin altına yazınız.)

			
.....	.....	.....	.....
			
.....	.....	.....	.....
			
.....	.....	.....	.....

Check yourself!	:)	?	:(
I can understand the instructions to locate things.			
I can understand past events in oral texts.			
I can talk about the locations of people and things.			
I can talk about past events with definite time.			
I can describe the locations of people and things.			
I can describe past events with definite time.			
I can understand simple sentences about past events with definite time.			
I can write about past events with definite time.			
I can write about the locations of people and things.			



## LET'S REVISE! TEKRAR EDELİM!

A. Circle the correct option. (Doğru seçeneği daire içine alınız.)



1. The cat is sitting ..... the chair.  
a. on                      b. in                      c. near                      d. between
2. The books are ..... the table.  
a. under                      b. on                      c. over                      d. next to
3. The shoes are ..... the table.  
a. under                      b. in                      c. near                      d. between
4. The clock is ..... the table.  
a. under                      b. over                      c. between                      d. on
5. The dog is sitting ..... the box.  
a. on                      b. near                      c. in                      d. between
6. The table is ..... the chair and the box.  
a. on                      b. in                      c. near                      d. between
7. The chair is ..... the table.  
a. between                      b. under                      c. near                      d. on

**B. Circle the correct option according to the paragraph. (Paragrafa göre doğru olan seçeneği daire içine alınız.)**

**Amanda:** I called you at 10 am yesterday, but you weren't at home. Where were you?

**John :** I was with my aunt yesterday morning. I looked for some dictionaries and came back home at about 2 pm. Why did you call me?

**Amanda:** I lost my dictionary and wanted to borrow yours.

**John :** Don't worry! I borrowed my aunt's two dictionaries. I can lend you one of them.

**Amanda:** Thank you.

**1. What time did Amanda call John?**

- |                                   |                                   |
|-----------------------------------|-----------------------------------|
| a. She called him yesterday.      | b. She called him at ten o'clock. |
| c. She didn't call him yesterday. | d. She called him in the morning. |

**2. Where was John?**

- |                            |                          |
|----------------------------|--------------------------|
| a. He was at home.         | b. He swam in the sea.   |
| c. He was with his father. | d. He was with his aunt. |

**3. Why did John go to his aunt's house?**

- |                                    |                                 |
|------------------------------------|---------------------------------|
| a. Because he needed dictionaries. | b. Yes, he did.                 |
| c. No, he wasn't.                  | d. He went to his aunt's house. |

**4. Who lost the dictionary?**

- |                                  |                                |
|----------------------------------|--------------------------------|
| a. John lost the dictionary.     | b. Amanda lost the dictionary. |
| c. John borrowed the dictionary. | d. John lent the dictionary.   |

**5. How many dictionaries did John borrow?**

- |                                  |                                      |
|----------------------------------|--------------------------------------|
| a. John borrowed some newspaper. | b. John borrowed three dictionaries. |
| c. Amanda borrowed 2 novels.     | d. John borrowed two dictionaries.   |




# UNIT 9

## SAVING THE PLANET

1. Look at the pictures below. Where would you like to swim? Why?

(Aşağıdaki resimleri inceleyiniz. Nerede yüzmek isterdiniz? Niçin?)



2. Look at the pictures carefully. Write the correct phrases under the pictures.

(Resimleri dikkatlice inceleyiniz. Resimlerin altına doğru ifadeleri yazınız.)

water pollution

noise pollution

air pollution

land pollution



1. ....



2. ....



3. ....



4. ....



### 3. Listen and complete the dialogues using the phrases in the box.

(Dinleyiniz ve kutudaki ifadeleri kullanarak diyalogları tamamlayınız.)

recycle our litter

pollute the water

use public transportation

#### Dialogue 1:

**Frank:** I live in a big city. It's very crowded. There is always a traffic jam. Moreover cars are very noisy and they pollute the air.

**Teacher:** What should we do to prevent the air and noise pollution?

**Frank:** We should (1) ..... . We should walk or cycle to school.

#### Dialogue 2:

**John:** I live in a small villlage. People cut down trees to make new farm lands and buildings. So, they damage the forests and the animals' habitat. Also, they don't recycle and throw their rubbish around.

**Teacher:** What should we do to protect our environment?

**John:** We should protect the forests and the animals. We should (2) ..... .

#### Dialogue 3:

**Mary:** In my town, there are a lot of factories and they pour their waste into the river. So, all the living beings die and the farmers can't use the polluted water.

**Teacher:** What should we do to reduce water pollution?

**Mary:** We shouldn't (3) ..... . Factories shouldn't pour their waste into the rivers.

### 4. Read the dialogues above and answer the questions.

(Yukarıdaki diyalogları okuyunuz ve soruları cevaplayınız.)

1. What should people do to prevent the air pollution?
2. Why do people cut down the trees?
3. What should people do to protect the environment?
4. How should people reduce the water pollution?

**5. Read the sentences and write them under the correct group.**

**(Cümleleri okuyunuz ve doğru grubun altına yazınız.)**

1. Use less water.

2. Save energy.

3. Reduce the use of electricity.

4. Throw your rubbish away.

5. Plant trees.

6. Unplug the TV and computer.

7. Recycle plastic.

8. Don't cut down trees.

9. Pick up your garbage.

10. Waste energy.

**ENVIRONMENTALLY FRIENDLY**

.....

.....

.....

.....

.....

.....

.....

**BAD FOR ENVIRONMENT**

.....

.....

.....

.....

.....

.....

.....

**6. Read the sentences below and tick the ones you do.**

**(Aşağıdaki cümleleri okuyunuz ve yaptıklarınızı işaretleyiniz.)**

**ENVIRONMENTALLY FRIENDLY**

- Use public transportation. Choose to walk or ride a bicycle whenever possible.
- Reduce, reuse, recycle. Use sustainable, reclaimed, or recycled building materials.
- Start composting leaves and food scraps from your kitchen to reduce waste while improving your soil.
- Put on a sweater rather than turning on the heater.
- Buy local foods and goods. In this manner, the use of fuel for transporting goods can be minimized.
- Avoid plastic. Use and buy products that are eco-friendly or made with biodegradable materials.
- Always bring a bag when you shop.
- Plant more trees. They clean the air, provide oxygen, and beautify your surroundings.



7. Write the sentences below under the correct pictures.

(Aşağıdaki cümleleri doğru resimlerin altına yazınız.)

a. We should use renewable energy.

b. We can use less electricity.

c. We should recycle the batteries.

d. We should not harm animals.

e. We should turn off the lights.

f. We shouldn't waste water.

g. We should unplug the TV.

h. We should use public transportation.

1.



2.



3.



4.



5.



6.



7.



8.





8. What should you do to save the environment? Make suggestions using “should-shouldn’t” as in the example.

(Doğayı korumak için siz ne yapmalısınız? Örnekteki gibi “should-shouldn’t” kullanarak cümleler yapınız.)

e.g. We should use our shopping bags.



9. Read and match the dialogues with the pictures.

(Okuyunuz ve resimlerle diyalogları eşleştiriniz.)

**Dialogue 1:**

**Kim:** What should we do to protect the environment?

**Sam:** Don't throw rubbish around!

**Dialogue 2:**

**Kim:** What should I do to protect the environment?

**Sam:** Recycle plastic and paper!



a.



b.



c.

10. Now, prepare a similar dialogue as in activity 9 using the last picture above.

(Şimdi yukarıdaki son resmi kullanarak 9. çalışmadakine benzer bir diyalog hazırlayınız.)

.....

.....

.....

.....

.....

.....

11. Listen and complete the text using the words below.

(Dinleyiniz ve metni aşağıdaki kelimelerle tamamlayınız.)

dry  
use

wash  
turn off

unplug  
open

take  
plug

wash

1. .... only full loads of dishes and clothes.

2. .... home electronics into power strips; turn the power strips off when the equipment is not in use.

3. .... Energy Star-qualified CFL and LED bulbs.

4. .... incandescent lights when you are not in the room.

5. .... curtains facing the sun; close curtains / blinds at night.

6. .... shorter showers.

7. ....your clothes outside.

8. .... clothes with cold water.

9. .... battery chargers when the batteries are fully charged or the chargers are not in use.




12. Tick the ones above you do at home.

(Yukarıdakilerden evde yaptıklarınızı işaretleyiniz.)








**Assignment:** Prepare a poster as in the example below and hang it on your wall.

(Aşağıdaki örneğe benzer bir poster hazırlayınız ve duvarınıza asınız.)



**Assignment: Find and paste the pictures from a magazine or draw the pictures of the words in the unit. Then, write the meanings under the pictures.**

(Bir dergiden ünitadaki kelimeleri anlatan resimleri bulup yapıştırınız ya da kelimelerin resimlerini çiziniz. Daha sonra anlamlarını resimlerin altına yazınız.)

			
.....	.....	.....	.....
			
.....	.....	.....	.....
			
.....	.....	.....	.....

Check yourself!	:)	?	:(
I can recognize appropriate attitudes to save energy and to protect the environment.			
I can understand suggestions related to the protection of the environment in simple oral texts.			
I can give each other suggestions about the protection of the environment.			
I can talk to people about the protection of the environment.			
I can understand the texts about the protection of the environment.			
I can follow short, simple written instructions.			
I can write simple pieces about the protection of the environment			

## LET'S REVISE! TEKRAR EDELİM!

### A. Read and circle the correct one as in the example.

(Okuyunuz ve örnekteki gibi doğru seçeneği işaretleyiniz.)

1. Leave the electrical devices **on** / **off** when you don't use them.
2. **Recycle** / **Throw** away your rubbish.
3. **Use** / **Don't use** plastic!
4. You **should** / **shouldn't** recycle your trash.
5. **Plug** / **Unplug** the TV when you aren't watching.
6. You **should** / **shouldn't** use your own lunch box.
7. **Save** / **Waste** water.

### B. Make sentences using should / shouldn't.

(Should / shouldn't kullanarak cümleler yazınız.)

1. Don't waste electricity.  
.....
2. Use public transportation like buses, subway.  
.....
3. Walk or cycle to school.  
.....
4. Turn off the lights when you leave the room.  
.....
5. Turn the tap off! Don't waste water!  
.....
6. Sleep early.  
.....
7. Use less water and electricity.  
.....
8. Recycle the batteries.  
.....

C. Read the sentences and choose the correct picture.

(Cümleleri okuyunuz ve doğru resmi seçiniz.)


1. My class prepared a campaign about the World Soil Day.




2. Give up using plastics! Protect the high seas!



3. Save the wildlife!







# **UNIT 10**

# **DEMOCRACY**

1. Write the phrases below the correct pictures. (Doğru resimlerin altına aşağıdaki ifadeleri yazınız.)


vote    make/give a speech    president    **candidate**    ballot box    campaign




1. **candidate**




2. ....



3. ....



4. ....



5. ....



6. ....



## 2. Listen and complete the dialogue using the words in the box.

(Kutuda verilen kelimeleri kullanarak diyalogu tamamlayınız.)

make a speech	ballot box	candidate	president
campaign	vote	respect	

**Father:** Did you finish your homework, Meg?

**Meg:** Yes, father. I'm preparing an election campaign poster at the moment.

**Father:** What is it for?

**Meg:** We have a school president election on Friday.

**Father:** Oh! That's so nice! Do you know the steps of an election?

**Meg:** Yes, father. First, I decided to be a 1. ....

**Father:** Then, you should 2. .... about your plans.

**Meg:** Yes. I prepared a speech for my 3. .... Our teacher explained us how to 4. .... We write the name of our candidate on a paper and fold it. Then, we put the paper into the 5. .... and after the election is over, we count the votes and one of the candidates becomes the 6. ....

**Father:** And everybody should 7. .... the results.

**Meg:** Yes, father!

**Father:** Good luck, dear!

## 3. Read the dialogue above. Talk about the stages of an election. You may take notes below.

(Yukarıdaki diyalogu okuyunuz. Seçim aşamaları hakkında konuşunuz. Aşağıya not alabilirsiniz.)

You should choose your candidate.

.....

.....

.....

.....

.....

**4. Look at the pictures carefully and match the sentences with them.**

**(Aşağıdaki resimlere dikkatlice bakınız ve cümlelerle eşleştiriniz.)**

....e. 1. You should prepare an election campaign poster.

..... 2. You should support one of the candidates.

..... 3. All the candidates should give a speech.

..... 4. You should write the name on a paper and fold it. Then, you should put the envelope into the ballot box.

.....5. You should congratulate the president and respect the other people and the results.


a.



b.




c.



d.



e.



**5. Read the dialogue below. Find who Mary supports for the election.**

(Aşağıdaki diyalogu okuyunuz. Mary'nin seçimlerde kimi desteklediğini bulunuz.)

**Mary:** We have a classroom election tomorrow, June. The stages of classroom president polls were very exciting.

**June:** Oh, are you a candidate? Tell me the names of the candidates.

**Mary:** No, I'm not a candidate. Jane, Paula and Bruce are the candidates.

**June:** Well, do you support Bruce in the election? He is a popular student at school.

**Mary:** No. I don't support him.

**June:** Who do you support in the election?

**Mary:** Paula because she respects for child rights.

**6. Read the dialogue again and answer the questions.**

(Diyalogu tekrar okuyunuz ve soruları cevaplayınız.)

When is the election?

Why does Mary support Paula?

**7. Read and complete the text using the words in the box.**

(Metni okuyunuz ve kutudaki kelimeleri kullanarak tamamlayınız.)

campaign

won

candidates

speech

election

voted

We elected our classroom president yesterday. There were three 1. .... from each classroom, Jane, Paula and Bruce. Each candidate gave us a 2. .... . Everybody were ready for the 3. .... and voted for their own candidate.


I 4. .... for Paula. Look at the picture! She's wearing a green T-shirt. She always participates in class discussions and gets good grades. She interacts with the students around her. She sits with different groups at lunch and talks to them about their concerns. She respects for child rights. But, unfortunately she didn't win. Bruce is very sociable. He is a good football player. He promised for preparing new sports activities but he is not a hardworking student and he always does something to interrupt the lesson. Jane is very hardworking but a little jealous. So, I didn't vote for her. But it was a fair election. She prepared a well-organized 5. .... . She was in the classroom whole week and asked if we'd like a sticker or a pencil. It gave her an opportunity to convince many students to vote for her and she 6. .... the election.

8. Read the text again in activity 7 and guess the names of the candidates.

(7.çalışmada yer alan metni tekrar okuyunuz ve adayların adlarını tahmin ediniz.)



a. ....



b. ....



c. ....

9. Imagine that there was an election in your school. Write a paragraph answering the questions given below.

(Okulunuzda seçim olduğunu hayal ediniz. Aşağıdaki soruları cevaplayan bir paragraf yazınız.)

What should you do before the election as a candidate?

Who were the candidates? Who did you support? Why?

Who won the election?

.....

.....

.....

.....

.....

.....

.....


.....

.....

.....

**Assignment:** Create an election campaign poster for classroom presidency as in the examples.

(Örneklerdeki gibi sınıf başkanlığı için bir seçim kampanyası posterini hazırlayınız.)



**10. Use your dictionary and find the meanings of the words given below.**

(Sözlüğünüzü kullanınız ve aşağıda verilen kelimelerin anlamlarını bulunuz.)

equal : .....

participation : .....

representative : .....



**11. Complete the text using the words in activity 10.**


(Metni 10. çalışmadaki kelimeleri kullanarak tamamlayınız.)



1. The term democracy is derived from the ancient Greek words demos meaning “people” and kratos meaning “power”. Democracy is based on the idea of .....



2. Democracy is a form of government. Elections are the key feature of democracy. Citizens participate equally and vote to elect .....



3. It is the best way to live together in harmony and peace. Everybody is ..... and there are no social classes. In a democratic country, people have the same rights.

**12. What is democracy? Search on the Net and prepare a short speech.**

(Demokrasi nedir? İnternette araştırınız ve kısa bir konuşma hazırlayınız.)

13. Read and find the correct title for each paragraph.

(Okuyunuz ve her bir paragraf için doğru başlığı bulunuz.)

PROTECTION

HEALTH CARE

SPEECH

EDUCATION

EQUALITY

FAIR LAW

..... The well-being of the child comes first. Every child has the right to the best possible medical care.

..... No child should be discriminated against due to skin color, gender, language, religion, opinion, country of origin, poverty or wealth or disability.

..... Every child has the right to life and survival and to keep or to restore their name, state membership and family relations. Every child has the right to learn how to avoid or deal with every form of abuse.

..... Every child has the right to be heard and to express their opinion on all questions and matters relating to their life. Every child has the right to express their opinion freely.

..... Every child has the right to an education and to school. School education should develop each child's personality and talents, prepare each child for adult life and should encourage children to respect human rights.













..... Every child has the right to a fair trial, an interpreter (if needed), the protection of their privacy and to have a court decision re-examined.

Everybody should respect and support children's rights.



**Assignment: Find and paste the pictures from a magazine or draw the pictures of the words in the unit. Then, write the meanings under the pictures.**

(Bir dergiden ünitadaki kelimeleri anlatan resimleri bulup yapıştırınız ya da kelimelerin resimlerini çiziniz. Daha sonra anlamlarını resimlerin altına yazınız.)

			
.....	.....	.....	.....
			
.....	.....	.....	.....
			
.....	.....	.....	.....

Check yourself!	:)	?	:(
I can recognize some key features related to the concept of democracy.			
I can talk about the stages of classroom president polls.			
I can give short descriptions of past and present events.			
I can talk about the concept of democracy.			
I can recognize familiar words and simple phrases related to the concept of democracy.			
I can write simple pieces about concepts related to democracy.			

## LET'S REVISE! TEKRAR EDELİM!

### 1. Find the words in the puzzle.

(Bulmacada kelimeleri bulunuz.)

X	S	P	E	E	C	H	P	V	E	Z	R
Y	Z	E	C	A	N	D	I	D	A	T	E
P	O	B	A	G	O	N	M	Z	Y	F	P
R	R	A	M	E	J	P	V	Y	K	A	U
E	E	L	P	H	P	O	O	L	E	I	B
S	S	L	A	E	T	G	T	U	P	R	L
I	P	O	I	F	B	V	E	W	K	L	I
D	E	T	G	P	U	B	L	I	C	A	C
E	C	B	N	D	K	C	H	D	H	W	G
N	T	O	N	E	L	E	C	T	I	O	N
T	O	X	D	Y	J	Y	Z	O	N	J	G

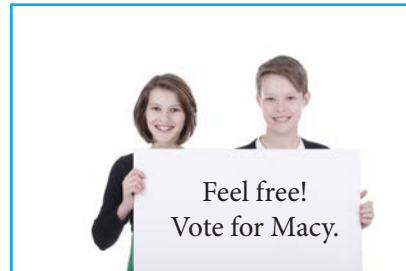
BALLOT BOX  
CAMPAIGN  
CANDIDATE  
ELECTION  
FAIR LAW  
SPEECH  
PRESIDENT  
POLL  
PUBLIC  
RESPECT  
REPUBLIC  
VOTE



### 2. Match the sentences with the pictures.

(Cümleleri resimlerle eşleştiriniz.)

1. One of the candidates gave a speech.
2. He put his vote into the ballot box.
3. They prepared a campaign.



### 3. Read the paragraph and answer the questions.

(Paragrafı okunuz ve soruları cevaplayınız.)

Our teacher explained us how to vote. We write the name of our candidate on a paper and fold it. Then, we put the paper into the ballot box and after the election is over, we count the votes.

Finally, one of the candidates becomes the president .

#### 1. What did the teacher explain?

- a. He explained the stages of the elections.
- b. She explains how to vote.
- c. She talked about the candidates.
- d. She explained how to vote.

#### 2. Where do the students put their paper?

- a. They fold them.
- b. They put them into the ballot box.
- c. They fold their paper.
- d. They count the votes.

#### 3. What do they do after the election?

- a. They fold the paper.
- b. One of the candidates becomes the president.
- c. They count the votes.
- d. They write the name of their candidates on a paper.

## ANSWER KEY (CEVAP ANAHTARI)

### UNIT 1

1. c

2. 1.b, 2.e, 3.d, 4.a, 5.c

3. d

4.

1. 5.15 2. 9.50 3. 5.35 4. 3.20 5. 9.05

6. 7.30

5. 2

6. 1.c, 2.a, 3.b

7.

A: When is the party?

B: It's on Sunday.

A: What is the date?

B: It's on 12th January.

A: What time is it?

B: It's at one o'clock.

8.

1. 9:00, 2. 12:30, 3. 5:30, 4. 6:30, 5. 7:00, 6. 8:00, 7. 9:00

9. 1.a, 2.b, 3.a, 4.a, 5.a, 6.a, 7.b, 8.b

10. 1.c, 2.a, 3.d, 4.b

11.

1. seven, 2. at, 3. school, 4. start, 5. finishes, 6. visits, 7. runs

12.

Time	Activity
7 am	wake up
7:30 am	have breakfast
8:00 am	go to school
8:15 am	lessons start
4 pm	do homework
5 pm	run errands
9.30 pm	go to bed

13.

1. I get up at 8 o'clock.
2. I eat my breakfast at half past eight.
3. I brush my teeth at quarter to nine.
4. I eat my lunch at quarter past twelve.
5. I play with my friends at three o'clock.
6. I do my homework at half past seven o'clock.
7. I take a bath at quarter past eight.
8. I watch TV at nine o'clock.

14.

She visits her grandparents at half past five on Mondays.

She plays volleyball at two o'clock on Tuesdays.

She has violin courses at three o'clock on Wednesdays.

She takes care of her aunt's dog at nine o'clock and has folk dance course at seven pm on Thursdays.

She has swimming lesson at half past three, takes a nap at two o'clock and visits her uncle at three o'clock on Saturdays.

She meets with her friends at two o'clock on Sundays.

15. Students' own answers

16. Students' own answers

### LET'S REVISE

A. 1. b, 2.a, 3.d, 4.e, 5. c

B. a

C. a

D. 1. d, 2. b, 3.b

E.

a. I get up at eight o'clock.

b. I go to school at nine o'clock.

c. I eat my lunch at quarter past twelve.

d. I do my homework at five o'clock.

### UNIT 2

1.

1. bagels, 2. Butter, 3. Cereals, 4. Eggs, 5. Jam, 6. Olive, 7.muffins, 8. Pancakes, 9. Croissants, 10. orangejuice, 11. junkfood, 12. Milk, 13. Tea, 14. Cheese, 15. honey

2.1. olives, 2. Cheese, 3. butter, 4. honey, 5. Eggs, 6. Milk, 7. sausages

3. a. F, b. T. c. T, d. F

4.

**Dialogue 1:cheese**

**Dialogue 2:pancakes**

**Dialogue 3:coffee**

**Dialogue 4: cereals**

5.

1.Ally wants some cheese.

2.Mary wants pancakes for breakfast.

3.Yes, he does.

4.Because he doesn't like cereals.

6.

1.d, 2.b, 3.c, 4.a

**7. Ss' own answers**

8.

1. Doruk likes cereals, milk and muffins, but he doesn't like eggs or fruit juice.

2. Moly likes eggs, milk, fruit juice and muffins, but she doesn't like cereals.

3. Kate likes eggs, cereals, fruit juice and muffins, but she doesn't like milk.

4. Derek likes eggs, milk and fruit juice, but he doesn't like cereals or muffins.

5. Aras likes cereals, fruit juice and muffins, but he doesn't like eggs or milk.

6. Cenk likes eggs, milk and muffins, but he doesn't like cereals or fruit juice.

7. Fulya likes cereals and milk, but she doesn't like eggs,fruit juice or muffins.



### 9. Ss' own answers

10.

I like sausages but I don't like hamburgers.

I like eggs but I don't like pancakes.

I like milk but I don't like tea.

I like olives but I don't like honey.

11. b

### 12. Suggested answer:

A: Do you want some salami?

B: No, thanks. I don't want any salami. I don't eat junk food.

A: What do you like for breakfast?

B: I like healthy food. For example, I like honey and milk.

A: Do you want some cheese?

B: Yummy! I love cheese for breakfast!

A: It's my favorite, too. Here you are! Enjoy it!

13. **Nutritious Food:** eggs, butter, apple juice

**Junk Food:** sausages, hamburger, chips

14. b

15. 1.a, 2.b

### LET'S REVISE

A.

1. sausage 2. pancake, 3. egg, 4. jam, 5. muffin, 6. butter, 7. coffee, 8. milk

B. 1. a, 2. c, 3. b, 4. d, 5.c, 6.c

### UNIT 3

1.

**Field:** crowded, skyscrapers, busy, big, noisy

**Fall:** peaceful, small, quiet

2. a. Field

3. 1. small, 2. quiet, 3. skyscrapers., 4.parks.

4.

1.noisier, 2. smaller, 3. crowded, 4. dangerous, 5. morefriendly, 6. healthier, 7.cleaner, 8. expensive, 9.peaceful

5.

1.Fieldisnoisier

2.Fall is smaller.

3.Fall is morepeaceful.

4.Field is morecrowded.

### 6. Ss' own answers

7.

1. a. The street is **more crowded than** the park.

2.b.Villages are more peaceful than cities.

3. a. The brown bag is bigger than the blue bag.

**4.a.** A skyscraper is higher than a school building.

A: What is he doing now?

B: He is fishing now.

A: Fishing? Is he fishing now?

B: Yes, he is.

**8.** 1. Jane, 2. Peter, 3. Mike, 4. Bob, 5. Pam

**9.**

1. Boom is taller than Mickey.

2. Mickey is shorter than Boom.

3. Boom is older than Mickey.

4. Mickey is younger than Boom.

5. Boom is heavier than Mickey.

A: What is she doing right now?

B: She is walking her dog right now.

A: Walking the dog? Is she walking her dog right now?

B: Yes, she is.

**10.** 1. now, 2. at the moment, 3. now, 4. right now

A: What is he doing at the moment?

B: He is singing a song at the moment.

A: Singing a song? Is he singing a song at the moment?

B: Yes, he is.

**11.**

1. Derek is shorter than Martha.

2. No, she isn't.

3. William and Kate are at the lab.

4. Yes, they are.

5. William is older than Kate.

6. They are painting pictures.

7. No, they aren't.

**14.**

1. Mary is reading a book now.

2. Jim is playing the saxophone right now.

3. Tim is riding a horse.

4. Pete is cooking at the moment.

5. Carla is painting a picture right now.

6. Samuel is swimming now.

**12.** 1.b, 2.b, 3.a, 4.a

**13. Suggested answers:**

**15.** Henry.

16.1. Patrick, 2. Wendy, 3. Pete, 4. Sam

17.

Pam is swinging.

Jane is doing yoga.

Vera is wearing a purple dress.

Colin and Meredith are walking.

Tracy is riding her bike.

Will and Shina are playing with a ball

John and Sam are watching the landscape.

### LET'S REVISE!

A. 1. d, 2. c, 3. d, 4. b, 5. a, 6. b, 7. d, 8. a, 9. a

B. 1.d, 2.c, 3.d, 4.a, 5.a

### UNIT 4

1. 1. b, 2. c, 3. d, 4. a, 5. e, 6. f, 7. g, 8. h, 9. i, 10.

2. Ss' own answers

3. cold, snowy, rainy

4. moody, sleepy

5. 1. a, 2. c

6. Suggested answer:

A: What is the weather like?

B: It's stormy.

A: How do you feel on stormy days?

B: I don't get it. Can you repeat that, please?

A: How do you feel on stormy days?

B: I feel scared.

7. Ss' own answers

8. Ss' own answers

9.

1. It's very hot and rainy.

2. He feels moody.

3. No, it isn't.

4. It's warm and rainy.

5. She feels happy in summer.

6. It's cool and rainy.

10. Ss' own answers

11. 1. d, 2.b, 3.e, 4.a, 5.f, 6.c

12. Suggested answers:

a. It's stormy. He's scared.

b. She's walking on the road. It's rainy. She's tired.

13. 1. İzmir, 2. Kars, 3. Ankara, 4. Antalya, 5. İstanbul

14. 1. T, 2. F, 3. F, 4. T, 5. T

15. 2 degrees Celsius, snowy

### LET'S REVISE!

A. 1. c, 2. a, 3. b, 4. d, 5. c, 6. a, 7. d

**B. 1. a, 2. b**

**C.** My name's Tuna. I live in Ankara. In winter it's very cold and snowy. The weather is fabulous in spring. It's warm and sunny. In summer it's hot and sunny. I feel happy in summer. In autumn it's cool and rainy. I feel moody in autumn.

**1.b**

**2.b**

**3.b**

## **UNIT 5**

**1. 1. c, 2. a, 3. e, 4. b, 5 a, 6.d**

**2. 1. fantastic, 2. terrifying, 3. amazing, 4. boring, 5. thrilling, 6. exciting**

**3. 1. b, 2. b, 3. a**

**4.**

**1. Paul thinks the ferris wheel is crazy.**

**2. Andy thinks that the carrousel is dull.**

**3. Cenk thinks that the ghost train is horrible.**

**4. Berna thinks that the bumper cars are exciting.**

**5. Ss' own answers**

**6. Suggested answers:**

Tuna: What do you think about the bumper cars?

Arda: I love it. I think it is fun.

Tuna: I agree. I like the ferris wheel, too. I think it is exciting and fun.

**7.**

**DATE: 28-31 DECEMBER**

**Place: Downtown**

**Time : 14.00-23.00**

**Price: 5TL**

**8.**

**1. It's in December.**

**2. It's in Downtown.**

**3. Yes, I / we can.**

**4. It's 5TL.**

**9. 1.T, 2.F, 3.T, 4.F, 5.F, 6.T, 7.F**

**10.**

**1. Onat loves the funfairs?**

**2. It's open at the weekend.**

**3. The ghost train is his favorite.**

**4. He thinks that it is boring.**

**5. He thinks that it's exciting.**

**11. Ss' own answers**

**LET'S REVISE**

**A.**

**1.d, 2.a, 3.c, 4.d, 5.a, 6.c, 7.a, 8.d, 9.d, 10.a**

**B.**

**1. c, 2. b, 3. c**

## UNIT 6

1. architect, 2. cook, 3. dentist, 4. driver, 5. engineer, 6. farmer, 7. hairdresser, 8. mechanic

2. 1. a, 2. b, 3. a, 4. a, 5. b

3.

1. I am a pilot. (1a)

2. I am a cook. (2b)

3. I am a policeman. (5b)

4. I am a waitress. (4a)

5. I am a doctor. (3a)

6. I am an astronaut. (3b)

7. I am a farmer. (4b)

8. I am a musician. (5a)

9. I am an artist. (1b)

10. I am a teacher. (2a)

4. I am a farmer. I can take care of a farm.

I am a musician. I can play an instrument.

I am an artist. I can paint and draw pictures.

I am a teacher. I can teach.

I am an astronaut. I can travel in space.

5. 1. salesman, 2. nurse, 3. build, 4. do,

5. look after

### 6. Suggested answers:

#### Dialogue 1:

**Mel:** What does your father do?

**You:** He's a fireman.

**Mel:** What can he do?

**You:** He can extinguish fires.

#### Dialogue 2:

**Matt:** What do you do?

**Kim:** I am a mechanic.

**Matt:** Can you build a house?

**Kim :** No, I can't!

**Matt:** What can you do?

**Kim :** I can repair cars.

### 7. Ss' own answers

8. 1. a, 2. b

9.

1. She was born in London.

2. She was born on 10th of February in 2005.

3. No, she wasn't.

4. Because she was ill last week.

10.

1. am, 2. was, 3. was, 4. were, 5. are, 6. were, 7. am, 8. was, 9. was, 10. was

11.

1. Twenty-fourth November, two thousand and ten

2. 7th January, nineteen seventy-five

3. Twenty- first August, nineteen eighty-one

4. Eighteen April, two thousand and eighteen

5. Third May, two thousand and one

12.

1. It was on tenth January in two thousand and sixteen.

2. It was at two pm.

3. It was in Amusement Park.

4. It was on sixteenth May in two thousand and sixteen.

13. 1. was, 2. was, 3. is, 4. is, 5. was, 6. was, 7. was, 8. are, 9. was

14. 1. F, 2. T, 3. T, 4. T, 5. F, 6. T

15. Ss' own answers

## LET'S REVISE

A.

1. d, 2. c, 3. c, 4. b, 5. a, 6. a, 7. d

B. 1. b, 2. d, 3. b

C. 1. d, 2. c, 3. d, 4. b

## UNIT 7

1. 1. e, 2. c, 3. b, 4. a, 5. d, 6. f, 7. g, 8. h

2. 1. played, 2. learned, 3. did, 4. climbed,

5. walked, 6. studied, 7. did, 8. visited

3. 1. F, 2. T, 3. T, 4. T, 5. T, 6. F

4.

1. b, 2. C, 3. D, 4. a

5.

1. I was on the mountains. I didn't stay in the tent. I stayed at the hotel.

2. I was in Antalya. I didn't do rafting. I did ice skating.

3. I didn't run. I played with my toys.

6.

Hi! I'm Melanie. It was rainy last weekend. I walked in the garden.

Matt and Willy were in the park yesterday morning. They played football in the park.

Hi! I'm Sandy. I picked some flowers.

7. **Teacher:** Where were you last summer?

**Amy** : I was on holiday by the lake.

**Teacher** : Who was with you?

**Amy** : My sister.

**Teacher** : What did you do?

**Amy** : I tried sailing in the lake.

### **Ss' own answers**

**8.**

**1. No, he wasn't**

**2. He was on holiday last week.**

**3. Derek visited his grandfather with with his father.**

**4. Yes, he did.**

### **LET'S REVISE**

**A. 1. today, 2. were , 3. study / didn't, 4. help, 5. is**

**B. 1. hiking, 2. walking, 3. climbing, 4. swimming, 5. sailing, 6. park, 7 seaside**

**C. 1. c, 2. b, 3. d, 4. a, 5. b**

**D. 1. b, 2. d, 3. e, 4. f, 5. a, 6. C**

### **Unit 8**

**1. 1. author/writer, 2. Bookshelf, 3. Dictionary, 4. Newspaper, 5. e-book, 6. Novel, 7. library , 8. magazine**

**2. 1. a, 2. b, 3. b**

**3. 3, 2, 1**

**4. 1. went, 2. three days ago, 3. swam, 4. two days ago, 5. bought**

**5.**

**1. Yes, he did.**

**2. He went to the theatre on Friday.**

**3. He visited his grandparents three days ago.**

**4. He swam in the pool two days ago?**

**5. No, he didn't.**

### **6. Ss' own answers**

### **7. Ss' own answers**

**8. 1. on, 2 over, 3. between, 4. in, 5. in front of, 6. behind, 7. near, 8 next to, 9. under**

**9.**

**1. No, it wasn't.**

**2. The dog jumped over the kennel.**

**3. The dog sat in front of the kennel.**

**4. The dog played near the kennel.**

**6. No, it wasn't.**

**7. The dog was under the kennel.**

**10.**

**1. The toy car is on the bed.**

**2. The ball is under the chair.**

**3. The painting is on the wall.**

**4. The red block is near the yellow block.**

**11.**

**1. The toy car is on the bed.**



2. The ball is under the chair.
3. The painting is on the wall.
4. The red block is near the yellow block.

12. 1.f, 2. c, 3. g, 4. d, 5. a, 6. e, 6. b

13. Ss' own answers

14. The teddy bear is in the bed.

Jane is next to the bed.

15.

The chair is near the table.

The clock is on the bedside table.

The ball is under the table.

Michael is in front of the bed.

## LET'S REVISE

A. 1. a, 2. b, 3. a, 4. d, 5. c, 6. d, 7. a

B. 1. b, 2. d, 3. a, 4. b, 5. d

Unit 9

1. Ss' own answers

2.

1. water pollution, 2. noise pollution, 3. air pollution, 4. land pollution

3.

1. use public transportation, 2. recycle our litter, 3. pollute the water

4.

1. People should use public transportation, walk or cycle to school.

2. People cut down the trees to make new farm lands and buildings.

3. People should recycle the litter to protect the environment.

4. People shouldn't pollute the water.

5. Environmentally Friendly: 1, 2, 3, 5, 6, 7, 8, 9

Bad for the Environment: 4, 10

6. Ss' own answers

7. 1. e, 2. c, 3. b, 4. d, 5. f, 6. g, 7. a, 8. h

8. Ss' own answers

9. Dialogue 1: b, Dialogue 2: a

10. Suggested answer:

A: What should I do to protect the environment?

B: Plant trees.

10.

1. Wash, 2. Plug, 3. Use, 4. Turn off, 5. Open, 6. Take, 7. Dry, 8. Wash, 9. Unplug

11. Ss' own answers

## LET'S REVISE

A. 1. off, 2. Recycle, 3. Don't use, 4. should,

5. Unplug, 6. should, 7. Save

B. 1. We shouldn't waste electricity.

2. We should use public transportation like buses, subway.
3. We should walk or cycle to school.
4. We should turn off the lights when you leave the room.
5. We should turn the tap off! We shouldn't waste water!
6. We should sleep early.
7. We should use less water and electricity.
8. We should recycle the batteries.

C. 1. b, 2. a, 3. B

## UNIT 10

1. 1. Candidate, 2. Campaign, 3. make/give a speech, 4. vote, 5. ballot box, 6. President

2.

1. candidate, 2. make a speech, 3. Campaign, 4. Vote, 5. ballot box, 6. President,

7. respect

3. Ss' own answers

4.

1. e, 2. b, 3. a, 4. c, 5. d

5. Mary supports Paula for the election.

6. It's tomorrow.

Mary thinks that Paula respects for child rights.

7.

1. candidates, 2. Speech, 3. Election, 4. Voted, 5. Campaign, 6. won

8. 1. Bruce, 2. Paula, 3. Jane

9. Ss' own answers

10. Ss' own answers

11. 1. Participation, 2. Representatives, 3. equal

12. Ss' own answers

13. HEALTH CARE, EQUALITY, PROTECTION, SPEECH, EDUCATION, FAIR LAW

## LET'S REVISE

1.

	S	P	E	E	C	H					R
			C	A	N	D	I	D	A	T	E
P		B	A	G						F	P
R	R	A	M				V			A	U
E	E	L	P		P	O	O	L		I	B
S	S	L	A				T			R	L
I	P	O	I				E			L	I
D	E	T	G	P	U	B	L	I	C	A	C
E	C	B	N							W	
N	T	O		E	L	E	C	T	I	O	N
T		X									

2.

1. b, 2. a, 3. c

3.

1. b, 2. b, 3. c

## **TAPESCRIPTS (DİNLEME METİNLERİ)**

### **Tapescript 1**

#### **UNIT 1**

#### **8. Listen and draw the time.**

1. I go to school at 9 am every morning.
2. I have lunch at half past twelve at school.
3. I play football at five thirty pm.
4. I do my homework at six thirty every evening.
5. I take a bath at seven pm.
6. I watch TV at eight o'clock.
7. I sleep at nine o'clock.

### **Tapescript 2**

#### **UNIT 2**

#### **4. Listen to the dialogues and circle the correct option.**

##### **Dialogue 1:**

**Ally** : Can I have some cheese / sausages?

**Moon** : Sure.

##### **Dialogue 2:**

**Mary** : Can I have some pancakes / muffins, Mom?

**Mom** : No, it's all gone.

##### **Dialogue 3:**

**Snow**: Do you want some tea / coffee?

**Harry**: Yes, please.

##### **Dialogue 4:**

**Meghan**: Do you want some cereals / butter?

**William**: No, thanks. I don't like cereals.

### **Tapescript 3**

#### **UNIT 3**

#### **4. Listen to the dialogue and circle the word you hear.**

**Jane**: Do you like city life in Field, Mary?

**Mary**: No, Jane. My grandparents live in a small town called Fall. I wish to live there.

**Jane**: Really? Why?

**Mary**: Field is noisier than Fall. The buildings in Fall are smaller than the buildings in Field. Field is more crowded than Fall.

**Jane**: But you can do and see many different things in the city.

**Mary**: Yes, but the city is more dangerous than the country and people in the countryside are more friendly than the people in the city. And life in the country is healthier than in the city. In the country the weather is cleaner than the city.

**Jane**: Is the country cheaper than the city?

**Mary**: Oh, yes. The city is more expensive

than the country.

**Jane:** Is Fall peaceful?

**Mary:** Yes. Fall is more peaceful than Field.

**Jane:** Well, I'd like to see Fall.

#### **Tapescript 4**

#### **10. Listen and complete the sentences using the words in the box.**

1. Derek and Martha are playing a game now . Martha is taller than Derek. She is wearing a green dress.
2. William and Kate are at the lab at the moment. They are doing an experiment. William is older than Kate.
3. Moon and Camilla are in the Art Club . now . They are painting pictures.
4. Jane, Suzie and Matt are in the classroom right now . They are studying Maths.

#### **Tapescript 5**

#### **UNIT 4**

#### **3. Look at the weather icons carefully. Then, listen and tick the ones you hear.**

#### **Dialogue 1:**

**Mike:** What is the weather like in  
Ankara in winter?

**Dora:** It's cold and snowy.

**Mike:** I don't get it. Can you repeat that,  
please?

**Dora:** It's cold and snowy.

**Mike:** How do you feel on snowy days?

**Dora:** I feel scared.

#### **Dialogue 2:**

**Tim:** What is the weather like?

**Sam:** It's rainy.

**Tim:** How do you feel on rainy days?

**Sam:** I don't get it. Can you repeat that,  
please?

**Tim:** How do you feel on rainy days?

**Sam:** I feel sleepy.

#### **Tapescript 6**

#### **4. Listen again and circle the emotions you hear.**

Tapescript 6 is the same as Tapescript 5.

#### **Tapescript 7**

#### **UNIT 5**

#### **2. Listen and complete the dialogue.**

**Mr. Ride:** Welcome! Which rides do you  
want?

**Samantha:** I want to get on the roller  
coaster. I think it is fantastic .

**Mr. Ride:** It can be terrifying for you. The  
carrousel is amazing . Try it.

**Samantha:** Oh, I hate it. I think it is boring .  
The roller coaster is more thrilling than the  
carrousel.

**Mr. Ride:** I'm sorry, you can't get on the  
roller coaster alone. Do you want to ride the  
bumper cars?

**Samantha:** Yeah! I love the bumper cars.  
They are exciting .

### **Tapescript 8**

#### **3. Listen again and choose the correct option for the questions.**

Tapescript 8 is the same as Tapescript 7.

### **Tapescript 9**

#### **UNIT 6**

Tapescript 9 is the same as Tapescript 8.

#### **5. Listen and complete the dialogues with the words in the box.**

##### **Dialogue 1:**

**Jane:** What does your uncle do?

**Kate:** He's a salesman, but he also works at a  
restaurant on Fridays.

##### **Dialogue 2:**

**Matt:** What do you do?

**Kim :** I am a nurse.

**Matt:**Can you build a house?

**Kim :** No, I can't!

**Matt:**What can you do?

**Kim :** I can look after ill people.

Tapescript 10

#### **8. Listen and choose the correct answers.**

**Clara:** Where were you born, Maria?

**Maria:** I was born in London.

**Clara:** When were you born?

**Maria:** I was born on 10th of February,  
2005.

**Clara:** Were you at school last week?

**Maria:** No, I wasn't. I was ill last week so I  
was at home.

Tapescript 11

#### **UNIT 7**

#### **2. Listen and circle the word you hear.**

**Derek :** What did you do in your holiday?

**Kanye:** I played with my friends, and I  
learned skiing.

**Pete :** What did you do in your holiday?

**Ali:** My brother and I climbed trees and  
picked fruit. I enjoyed it.

**Ahmet :** What did you do yesterday?

**Sandy:** We walked in the forest yesterday.

**Michael:** What did Pat do On the holiday?

**John :** She studied English.

**Will :** What did he do last summer?

**Pat :** He visited his grandparents last summer.

Tapescript 12

## UNIT 8

**2. Read the questions and answers. Then, listen and circle the correct option.**

### Dialogue 1

**Jane:** What happened in the library yesterday?

**Kane:** I read important books.

### Dialogue 2

**Marry:** What did you find in the magazines?

**Soon:** I found some interesting information in the magazines.

### Dialogue 3

**Wendy :** What did you look for in the library yesterday?

**June :** I looked for some Spanish dictionaries.

Tapescript 13

**3. Listen again and put the dialogues in order.**

Tapescript 13 is the same as Tapescript 12.

Tapescript 14

**8. Listen and complete the sentences using the words in the box.**

- 1 The dog was on the kennel.
- 2 The dog jumped over the kennel.
- 3 The dog played between the kennels.
- 4 The dog was in the kennel.
- 5 The dog was in front of the kennel.
- 6 The dog sat behind the kennel.
- 7 The dog played near the kennel.
- 8 The dog played next to the kennel.
- 9 The dog was under the kennel.

**10. Listen and locate the objects as in the example.**

1. The toy car is on the bed.
2. The ball is under the chair.
3. The painting is on the wall.
4. The red block is near the yellow block.

Tapescript 15

## UNIT 9

**3. Listen and complete the dialogues using the phrases in the box.**

### Dialogue 1:

**Frank:** I live in a big city. It's very crowded. There is always a traffic jam. Moreover cars are very noisy and they pollute the air.

**Teacher:** What should we do to prevent the air and noise pollution?

**Frank:** We should use public transportation. We should walk or cycle to school.

### Dialogue 2:

**John:** I live in a small village. People cut down trees to make new farm lands and buildings. So, they damage the forests and the animals' habitat. Also, they don't recycle and throw their rubbish around.

**Teacher:** What should we do to protect our environment?

**John:** We should protect the forests and the animals. We should recycle our litter.

### Dialogue 3:

**Mary:** In my town, there are a lot of factories and they pour their waste into the river. So, all the living beings die and the farmers can't use the polluted water.

**Teacher:** What should we do to reduce water pollution?

**Mary:** We shouldn't pollute the water. Factories shouldn't pour their waste into the rivers.

Tapescript 16

### 10. Listen and complete the text using the words below.

1. Wash only full loads of dishes and clothes.
2. Plug home electronics into power strips; turn the power strips off when the equipment is not in use.
3. Use Energy Star-qualified CFL and LED bulbs.
4. Turn off incandescent lights when you are not in the room.
5. Open curtains facing the sun; close curtains/blinds at night.
6. Take shorter showers.

7. Dry your clothes outside.

8. Wash clothes with cold water

9. Unplug battery chargers when the batteries are fully charged or the chargers are not in use.

Tapescript 17

## UNIT 10

### 2. Listen and complete the dialogue using the words in the box.

**Father:** Did you finish your homework, Meg?

**Meg:** Yes, father. I'm preparing an election campaign poster at the moment.

**Father:** What is it for?

**Meg:** We have a school president election on Friday.

**Father:** Oh! That's so nice! Do you know the steps of an election?

**Meg:** Yes, father. First, I decided to be a candidate .

**Father:** Then, you should make a speech about your plans.

**Meg:** Yes. I prepared a speech for my campaign. Our teacher explained us how to vote. We write the name of our candidate on a paper and fold it. Then, we put the paper into the ballot box and after the election is over, we count the votes and one of the candidates becomes the president .

**Father:** And everybody should respect the results.

**Meg:** Yes, father!

**Father:** Good luck, dear!



## **BIBLIOGRAPHY**

Council of European Framework of Reference for Languages: Learning, Teaching, Assessment, Cambridge University Press, Cambridge, 2001.

Diller İçin Avrupa Ortak Başvuru Metni, Öğrenme- Öğretme-Değerlendirme, T.C. Millî Eğitim Bakanlığı, Talim ve Terbiye Kurulu Başkanlığı Yayınları, Ankara, 2009.

İlköğretim Kurumları (İlkokullar ve Ortaokullar) İngilizce Dersi (2, 3, 4, 5, 6, 7 ve 8. Sınıflar) Öğretim Programı, T.C. Millî Eğitim Bakanlığı, Talim ve Terbiye Kurulu Başkanlığı Yayınları, Ankara, 2018.

LENZ, P ve SCHNEIDER, G, A Bank of Descriptors for Self Assessment in European Language Portfolios, University of Fribourg, Switzerland, 2004.

MCKAY,Penny, Assessing Young Learners, Cambridge University Press, Cambridge, 2006.

The visuals were purchased from [www.shutterstock.com](http://www.shutterstock.com).

## **VISUAL BIBLIOGRAPHY**

The visuals were purchased from [www.123RF.com](http://www.123RF.com). and [www.shutterstock.com](http://www.shutterstock.com).

